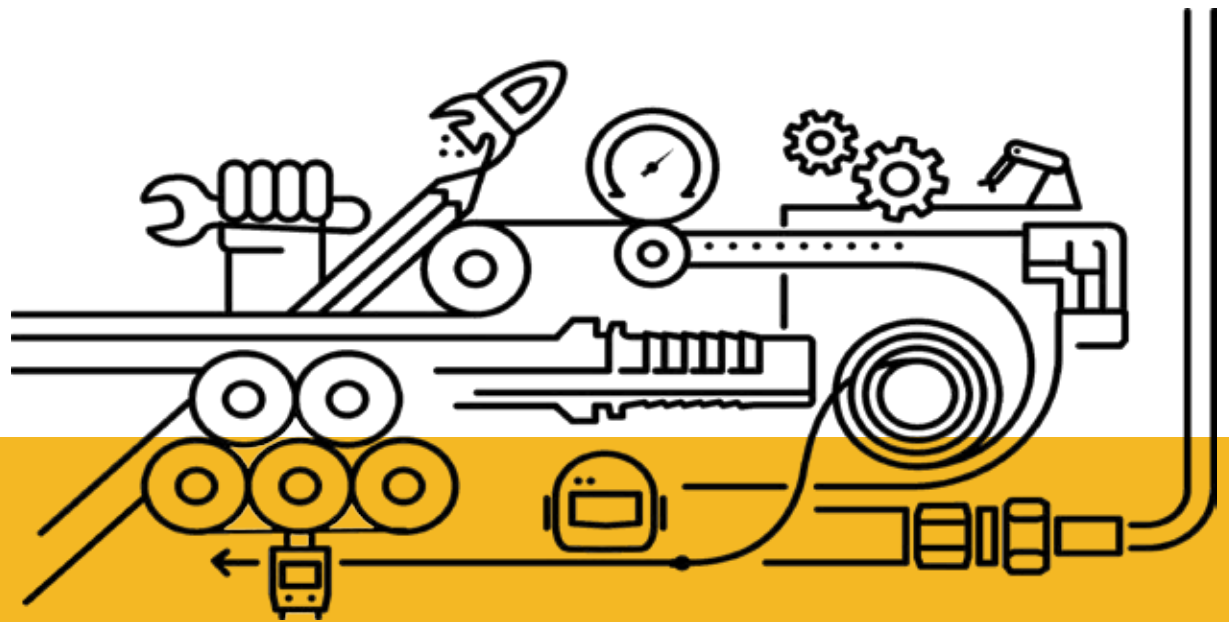


Press fittings

We feel better under pressure





We feel better under pressure

Our strong points

Complete product range

Vitillo is the solution to any problem of hydraulic applications.
Spiral and braided hoses with metal reinforcement, standard and interlock press fittings, BSP, JIC, DIN and ORFS adaptors, customized special fittings: Whatever the customer's question, Vitillo is the answer.



Hoses



Press fittings
ISO 12151 SAE J516



BSP adaptors
BS 5200



JIC adaptors
SAE J514



DIN 24° adaptors
DIN 2353



ORFS adaptors
ORFS J1453

Our strong points

Complete product range

We aim to make our customer's lives easier:

Only one-stop business partner for any hydraulic system.
We offer our experience and expertise during every stage, from the design to the assembly of rigid/flexible hydraulic system.

BENDED PIPES



FITTED HOSES





Applications



High performances in very extreme conditions



Certifications



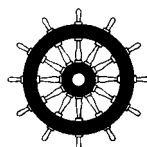
MINE SAFETY AND HEALTH
ADMINISTRATION
(MSHA)



DET NORSKE VERITAS (DNV)
GERMANISCHER LLOYD (GL)



RINA (Registro Navale Italiano)



MarED



GOST-R



TEST
Opniujacej Atestujacej I Certyfikujacej
Wiroby Test Sp z.o.o.

Visual index

Ferrules for Standard Fittings

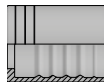
B12T.N
FERRULE
FOR 15N/25N/25C
(no skive) / Pg. 18



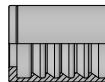
B15C
FERRULE
FOR 15C/15N/25C
(no skive) / Pg. 19



B1K
FERRULE
FOR 15C-R17-R7-R6
(no skive) / Pg. 20



B1T
FERRULE FOR
15N/R1AT
(no skive) / Pg. 21



B2T
FERRULE
FOR 25N/R2AT
(no skive) / Pg. 22



B1R
FERRULE
FOR 15T/R2A
(skive) / Pg. 23



B2R
FERRULE
FOR 25T/R2A
(skive) / Pg. 24



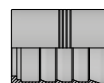
B3R
FERRULE
FOR R3-R4
(no skive) / Pg. 25



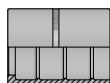
B9R
FERRULE
FOR B9R
(no skive) / Pg. 26



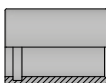
B4SH
FERRULE
FOR 4SH
(skive) / Pg. 27



B7R
FERRULE FOR R7
(no skive) / Pg. 28



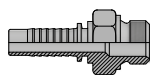
BPTFE
FERRULE FOR BPTFE
/ Pg. 29



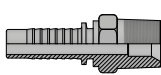
BPTFEC
FERRULE
FOR CORRUGATED
BPTFE / Pg. 30



MG
BSPP MALE 60° CONE
/ Pg. 32



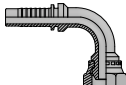
MGK
BSPT TAPERED MALE
/ Pg. 34



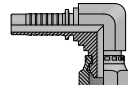
FDG
BSPP FEMALE 60°
CONE / Pg. 35



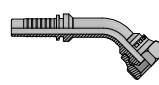
F90G
BSPP FEMALE SWIVEL
90° ELBOW / Pg. 37



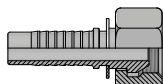
F90G K
BSPP FEMALE 90°
ELBOW (compact forged)
/ Pg. 39



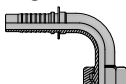
F45G
BSPP FEMALE SWIVEL
45° ELBOW / Pg. 40



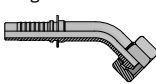
FDG SF
BSPP FEMALE
(slip-on nut) / Pg. 42




F90G SF
BSPP FEMALE 90° EL-
BOW (slip-on nut)
/ Pg. 43



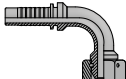
F45G SF
BSPP FEMALE 45°
ELBOW (slip-on nut)
/ Pg. 44



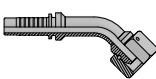
FDG SP
BSPP FEMALE
(thrust-wire nut)
/ Pg. 45



F90G SP
BSPP FEMALE 90°
ELBOW (thrust-wire nut)
/ Pg. 47

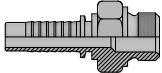





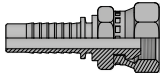
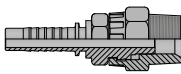
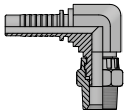
F45G SP
BSPP FEMALE 45° EL-
BOW (thrust-wire nut)
/ Pg. 49

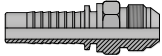


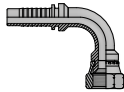
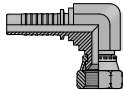



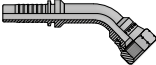
BSP - BSPT


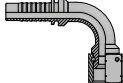
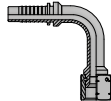
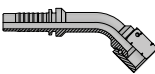
Visual index

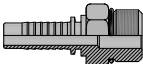
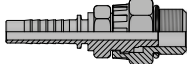
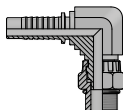
BSP	<p>MGSP BSPP MALE (flat seat) / Pg. 51</p> 	<p>FGSP BSPP FEMALE (flat seat) / Pg. 52</p> 			


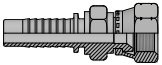
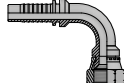
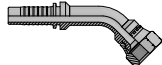
NPT	<p>MNPT NPTF MALE / Pg. 53</p> 	<p>MNPT LN NPTF MALE (long nose) / Pg. 55</p> 	<p>FNPSM NPSM FEMALE / Pg. 56</p> 	<p>MNPT SW NPTF SWIVEL MALE / Pg. 57</p> 	<p>M90NPT SW NPTF SWIVEL MALE 90° ELBOW (compact forged) / Pg. 58</p> 

JIC 37°	<p>MJ JIC 37° MALE / Pg. 59</p> 	<p>FDJ JIC 37° FEMALE / Pg. 61</p> 	<p>FDJ GIR JIC 37° FEMALE SWIVEL (double hex) / Pg. 63</p> 	<p>F90J JIC 37° FEMALE SWIVEL 90° / Pg. 65</p> 	<p>F90J K JIC 37° FEMALE 90° ELBOW (compact forged) / Pg. 67</p> 

JIC 37°	<p>F90J LD JIC 37° FEMALE SWIVEL 90° (long drop) / Pg. 68</p> 	<p>F45J JIC 37° FEMALE SWIVEL 45° / Pg. 69</p> 			

JIC 37°	<p>FDJ SP JIC 37° FEMALE (thrust-wire nut) / Pg. 71</p> 	<p>F90J SP JIC 37° FEMALE SWIVEL 90° (thrust-wire nut) / Pg. 73</p> 	<p>F90J SPLD JIC 37° FEMALE SWIVEL 90° (thrust-wire nut long drop) / Pg. 75</p> 	<p>F45J SP JIC 37° FEMALE SWIVEL 45° (thrust-wire nut) / Pg. 76</p> 	

SAE	<p>MOB O-RING BOSS MALE / Pg. 78</p> 	<p>MOB SW O-RING BOSS MALE SWIVEL / Pg. 79</p> 	<p>MOB90 SW O-RING BOSS SWIVEL MALE 90° ELBOW / Pg. 80</p> 		

SAE	<p>MJ..SV45 SAE 45° MALE / Pg. 81</p> 	<p>FDJ..GIR45 SAE 45° FEMALE SWIVEL (double hexagon) / Pg.82</p> 	<p>F90J..SV45 SAE 45° FEMALE 90° ELBOW / Pg. 83</p> 	<p>F45J..SV45 SAE 45° FEMALE 45° ELBOW / Pg. 84</p> 	

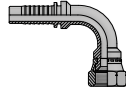
Visual index

JIS

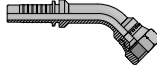
FDK
KOMATSU STYLE
FEMALE SWIVEL
(cone 60°) / Pg. 85



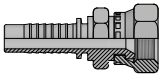
F90K
KOMATSU STYLE
FEMALE SWIVEL 90°
ELBOW / Pg. 86



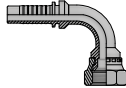
F45K
KOMATSU STYLE
FEMALE SWIVEL 45°
ELBOW / Pg. 87



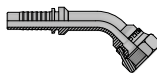
FDT
TOYOTA STYLE FEMALE
SWIVEL
(cone 60°) / Pg. 88



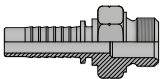
F90T
TOYOTA STYLE FEMALE
SWIVEL 90° ELBOW
/ Pg. 89



F45T
TOYOTA STYLE FEMALE
SWIVEL 45° ELBOW
/ Pg. 90



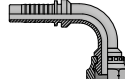
MM
METRIC MALE 60° CONE
/Pg. 91



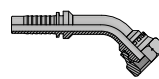
FDM
METRIC FEMALE
60° CONE
/ Pg. 93



F90M
METRIC° FEMALE
SWIVEL 90° ELBOW
/ Pg. 95



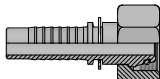
F45M
METRIC FEMALE
SWIVEL 45° ELBOW
/ Pg. 97



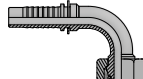
ME L
METRIC MALE 24°
CONE L TYPE / Pg. 99



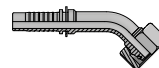
FE L
METRIC FEMALE 24°
CONE L TYPE / Pg. 101



F90E L
METRIC FEMALE
24° CONE 90° ELBOW L
TYPE / Pg. 103



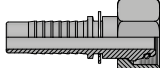
F45E L
METRIC FEMALE
24° CONE 45° ELBOW
L TYPE / Pg. 105



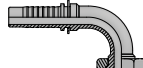
ME S
METRIC MALE
24° CONE -S TYPE
/ Pg. 107



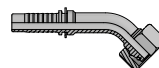
FE S
METRIC FEMALE
24° CONE -S TYPE
/ Pg. 109



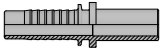
F90E S
METRIC FEMALE
24° CONE 90° ELBOW
S TYPE / Pg. 111



F45E S
METRIC FEMALE
24° CONE 45° ELBOW
S TYPE / Pg. 113

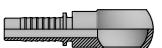


PDL
STANDPIPE
/ Pg. 115

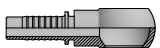


Metric / DIN

OG
BSP BANJO
/ Pg. 117



OM
METRIC BANJO
/ Pg. 119

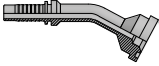
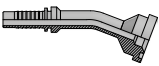
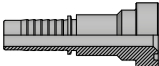
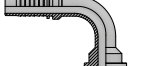
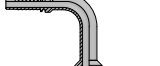
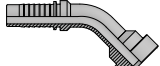
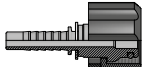
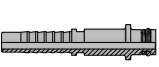
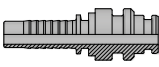
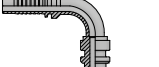
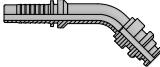
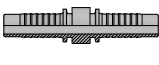


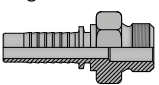


Banjo

Visual index

	<p>ME F METRIC MALE 24° CONE (french type) / Pg. 121</p>	<p>FE F METRIC FEMALE 24° CONE (french type) / Pg. 122</p>	<p>F90E F METRIC FEMALE 24° CONE 90° (french type) / Pg. 123</p>	<p>F45E F METRIC FEMALE 24° CONE 45° (french type) / Pg. 124</p>	
Metric French type	<p>PDL F STANDPIPE FRENCH TYPE / Pg. 125</p>				
	<p>MORFS ORFS MALE / Pg. 126</p>	<p>FORFS ORFS FEMALE / Pg. 127</p>	<p>FORFS GIR ORFS FEMALE (doble exagon) / Pg. 128</p>	<p>F90ORFS ORFS FEMALE SWIVEL 90° ELBOW / Pg. 129</p>	<p>F90ORFS LD ORFS FEMALE SWIVEL 90° ELBOW (long drop) / Pg. 130</p>
ORFS	<p>F45ORFS ORFS FEMALE SWIVEL 45° ELBOW / Pg. 131</p>				
	<p>FDL FLANGE CODE 61 3000 PSI / Pg. 132</p>	<p>F90L FLANGE CODE 61 90° ELBOW 3000 PSI / Pg. 133</p>	<p>F90L LD FLANGE CODE 61 90° ELBOW 3000 PSI LD / Pg. 134</p>	<p>F60L FLANGE CODE 61 60° ELBOW 3000 PSI / Pg. 135</p>	<p>F45L FLANGE CODE 61 45° ELBOW 3000 PSI / Pg. 136</p>
Flanges	<p>F30L FLANGE CODE 61 30° ELBOW 3000 PSI / Pg. 137</p>	<p>F22.5L FLANGE CODE 61 22.5° ELBOW 3000 PSI / Pg. 138</p>			
	<p>FDP FLANGE CODE 62 6000 PSI / Pg. 139</p>	<p>F90P FLANGE CODE 62 90° ELBOW 6000 PSI / Pg. 140</p>	<p>F90P LD FLANGE CODE 62 90° ELBOW 6000 PSI LD / Pg. 141</p>	<p>F60P FLANGE CODE 62 60° ELBOW 6000 PSI / Pg. 142</p>	<p>F45P FLANGE CODE 62 45° ELBOW 6000 PSI / Pg. 143</p>

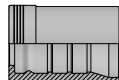
Visual index

	<p>F30P FLANGE CODE 62 30° ELBOW 6000 PSI / Pg. 144</p> 	<p>F22.5P FLANGE CODE 62 22.5° ELBOW 6000 PSI / Pg. 145</p> 		
Flanges	<p>FDS SUPERCAT FLANGE /Pg. 146</p> 	<p>F90S SUPERCAT FLANGE 90° / Pg. 147</p> 	<p>F90S LD SUPERCAT FLANGE 90° / Pg. 148</p> 	<p>F45S SUPERCAT FLANGE 45° / Pg. 149</p> 
	<p>FDW T WATERJET CLEANER FEMALE FK TYPE / Pg. 150</p> 	<p>FW D PISTOL WASH CLEANER JUNCTION / Pg. 151</p> 		
Staple-Lock	<p>MINE STAPLE-LOCK MALE / Pg. 152</p> 	<p>MINE 90 STAPLE-LOCK MALE / Pg. 153</p> 	<p>MINE 45 STAPLE-LOCK MALE / Pg. 154</p> 	
	<p>GD DOUBLE CONNECTOR / Pg. 155</p> 	<p>CS BRAZING TAIL / Pg. 156</p> 		
Others	<p>FW WHITWORTH CO2 FEMALE / Pg. 157</p> 	<p>MW WHITWORTH CO2 MALE / Pg. 158</p> 		

Visual index

Interlock Ferrules

KB4SH
FERRULE FOR 4SH
(skive) / Pg. 160

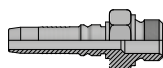


KBH
FERRULE
FOR R13/R15
(skive) / Pg. 161

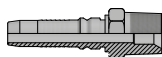


Interlock BSP - PSPT

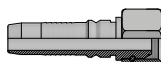
KMG
INTERLOCK BSPP MALE
/ Pg.162



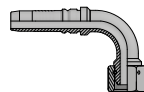
KMGK
INTERLOCK BSPT MALE
/ Pg. 163



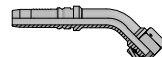
KFDG
INTERLOCK BSPP
FEMALE
/ Pg.164



KF90G
INTERLOCK BSPP
FEMALE 90° ELBOW
/ Pg.165

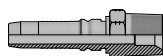


KF45G
INTERLOCK BSPP
FEMALE 45° ELBOW
/ Pg. 166



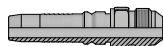
Interlock NPT

KMPTF
INTERLOCK MNPTF
MALE
/ Pg. 167

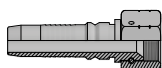


Interlock JIC 37°

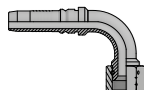
KMJ
INTERLOCK JIC MALE
/ Pg. 168



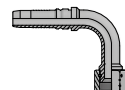
KFDJ
INTERLOCK JIC FEMALE
/ Pg. 169



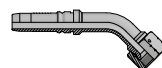
KF90J
INTERLOCK JIC FEMALE
90° ELBOW / Pg. 170



KF90J LD
INTERLOCK JIC FEMALE
90° ELBOW (LONG DROP)
/ Pg. 171

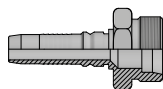


KF45J
INTERLOCK JIC FEMALE
45° ELBOW / Pg. 172

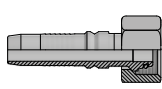


Interlock DIN

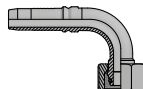
KME S
INTERLOCK METRIC
MALE 24° CONE-S TYPE
/ Pg. 173



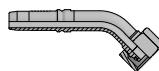
KFE S
INTERLOCK METRIC
FEMALE 24° CONE-S
TYPE / Pg. 174



KF90E S
INTERLOCK METRIC
FEMALE 24° CONE-S
TYPE - 90° / Pg. 175

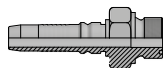


KF45E S
INTERLOCK METRIC
FEMALE 24° CONE-S
TYPE - 45° / Pg. 175

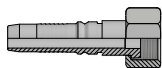


Interlock ORFS

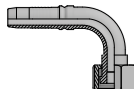
KMORFS
INTERLOCK ORFS MALE
/ Pg. 177



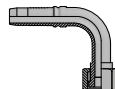
KFORFS
INTERLOCK ORFS
FEMALE
/ Pg. 178



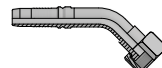
KF90ORFS
INTERLOCK ORFS
FEMALE 90° ELBOW
/ Pg. 179



KF90ORFSLD
INTERLOCK ORFS FE-
MALE 90° ELBOW
/ Pg.180

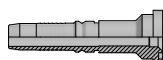


KF45ORFS
INTERLOCK ORFS
FEMALE 45° ELBOW
/ Pg.181

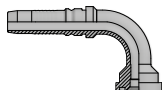


Interlock Flanges

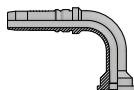
KFDL
INTERLOCK FLANGE
CODE 61 3000 PSI
/ Pg. 182



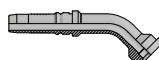
KF90L
INTERLOCK FLANGE
CODE 61 90° ELBOW
3000 PSI / Pg. 183



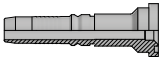
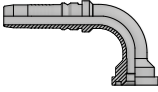
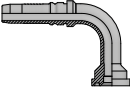

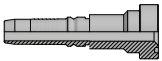
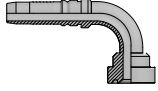
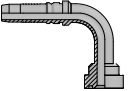
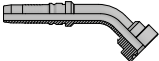
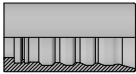
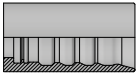
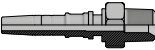
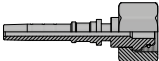
KF90L LD
INTERLOCK FLANGE C.
6190° ELBOW 3000 PSI
LD / Pg. 184



KF45L
INTERLOCK FLANGE
CODE 61 45° ELBOW
3000 PSI / Pg. 185

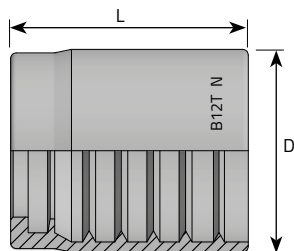


Visual index

	<p>KFDP INTERLOCK FLANGE CODE 62 6000 PSI / Pg. 186</p> 	<p>KF90P INTERLOCK FLANGE CODE 62 90° ELBOW 6000 PSI / Pg. 187</p> 	<p>KF90P LD INTERLOCK FLANGE C. 62 90° ELBOW 6000 PSI LD / Pg. 188</p> 	<p>KF45P INTERLOCK FLANGE CODE 62 45° ELBOW 6000 PSI / Pg. 189</p> 
Interlock Flanges	<p>KFDS INTERLOCK FLANGE SUPERCAT STILE / Pg. 190</p> 	<p>KF90S INTERLOCK FLANGE SU- PERCAT STILE 90° EL- BOW / Pg. 191</p> 	<p>KF90S LD INTERLOCK FLANGE SU- PERCAT STILE 90° EL- BOW / Pg. 192</p> 	<p>KF45S INTERLOCK FLANGE SU- PERCAT STILE 45° EL- BOW / Pg. 193</p> 
Waterblast	<p>WB4 FERRULE WATERBLAST HOSE (4 spiral) / Pg. 196</p> 	<p>WB6 FERRULE WATERBLAST HOSE (6 spiral) / Pg.198</p> 	<p>KMNPTF WB NPTF MALE FOR WATERBLAST HOSE / Pg. 198</p> 	<p>KFE S WB METRIC FEMALE FOR WATERBLAST HOSE / Pg. 199</p> 

Standard

FERRULE FOR 1SN/2SN/2SC



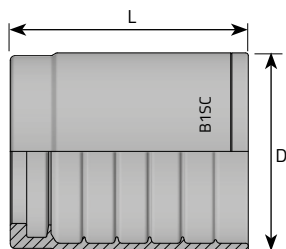
BOCCOLA PER TUBO 1SN/2SN/2SC
 JUPE POUR 1SN/2SN/2SC
 PRESSHÜLSE 1SN/2SN/2SC
 CASQUILLO PARA 1SN/2SN/2SC

No skive - Senza pelatura - Non-dénudable -
 Nichtschaelfassung - Sin pelar

IDENTIFICATION: PRINTED CODE OR SCRATCHES

Code	Tube		Thread	Dimensions		Pressure
	D.N.	Hose		Diam	D	
		Inch	mm	mm	mm	
B12T03N	-3	3/16"	4.8	21	23	
B12T04N	-4	1/4"	6.4	23	30	
B12T05N	-5	5/16"	7.9	24	30	
B12T06N	-6	3/8"	9.5	26	32	
B12T08N	-8	1/2"	12.8	29	34	
B12T10N	-10	5/8"	16	33	37	
B12T12N	-12	3/4"	19	37	42	
B12T16N	-16	1"	25.4	46	51	
B12T20N	-20	1.1/4"	31.8	59	59	
B12T24N	-24	1.1/2"	38.1	67	67	
B12T32N	-32	2"	50.8	80	72	

FERRULE FOR 1SC/1SN/2SC



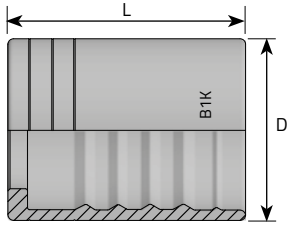
BOCCOLA PER TUBO 1SC/1SN/2SC
 JUPE POUR 1SC/1SN/2SC
 PRESSHÜLSE 1SC/1SN/2SC
 CASQUILLO PARA 1SC/1SN/2SC

No skive - Senza pelatura - Non-dénudable -
 Nichtschaelfassung - Sin pelar

IDENTIFICATION: PRINTED CODE OR SCRATCHES

Code	Tube			Thread	Dimensions		Pressure
	D.N.	Hose	Diam		D	L	
		Inch	mm		mm	mm	
B15C04	-4	1/4"	6.4		20	30	
B15C05	-5	5/16"	7.9		22	30	
B15C06	-6	3/8"	9.5		24	32	
B15C08	-8	1/2"	12.8		28	34	
B15C10	-10	5/8"	16		32	37	
B15C12	-12	3/4"	19		35	42	
B15C16	-16	1"	25.4		43	51	

FERRULE FOR 1SC-SLIM-R17-R7-R6 1TE/2TE



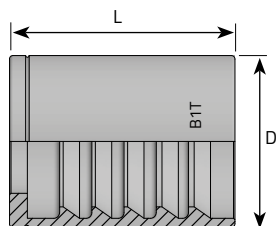
BOCCOLA PER TUBO 1SC-SLIM-R17-R7-R6 1TE-R6 2TE
 JUPE POUR 1SC-SLIM-R17-R7-R6 1TE-R6 2TE
 PRESSHÜLSE 1SC-SLIM-R17-R7-R6 1TE-R6 2TE
 CASQUILLO PARA 1SC-SLIM-R17-R7-R6 1TE-R6 2TE

No skive - Senza pelatura - Non-dénudable -
 Nichtschaelfassung - Sin pelar

IDENTIFICATION: PRINTED CODE OR SCRATCHES

Code	Tube			Thread	Dimensions		Pressure
	D.N.	Hose	Diam		D	L	
		Inch	mm		mm	mm	
B1K04	-4	1/4"	6.4		18	30	
B1K05	-5	5/16"	7.9		20	30	
B1K06	-6	3/8"	9.5		22	32	
B1K08	-8	1/2"	12.8		26	34	
B1K10	-10	5/8"	16		30	37	
B1K12	-12	3/4"	19		33	42	
B1K16	-16	1"	25.4		41	51	
B1K20	-20	1.1/4"	31.8		48	57	
B1K24	-24	1.1/2"	38.1		56	66	
B1K32	-32	2"	50.8		68	70	

FERRULE FOR 1SN/R1AT



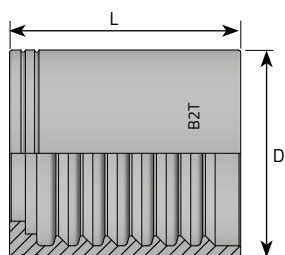
BOCCOLA PER TUBO 1SN/R1AT
 JUPE POUR 1SN/R1AT
 PRESSHÜLSE 1SN/R1AT
 CASQUILLO PARA 1SN/R1AT

No skive - Senza pelatura - Non-dénudable -
 Nichtschaelfassung - Sin pelar

IDENTIFICATION: PRINTED CODE OR SCRATCHES

Code	Tube			Thread	Dimensions		Pressure
	D.N.	Hose	Diam		D	L	
		Inch	mm		mm	mm	
B1T03	-3	3/16"	4.8		19	26	
B1T04	-4	1/4"	6.4		20	30	
B1T05	-5	5/16"	7.9		22	30.5	
B1T06	-6	3/8"	9.5		24	32	
B1T08	-8	1/2"	12.8		29	34	
B1T10	-10	5/8"	16		32	37	
B1T12	-12	3/4"	19		36	42.5	
B1T16	-16	1"	25.4		43	50.5	
B1T20	-20	1.1/4"	31.8		53	59	
B1T24	-24	1.1/2"	38.1		60	63	

FERRULE FOR 2SN/R2AT



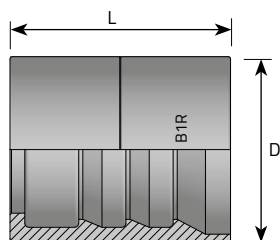
BOCCOLA PER TUBO 2SN/R2AT
 JUPE POUR 2SN/R2AT
 PRESSHÜLSE 2SN/R2AT
 CASQUILLO PARA 2SN/R2AT

No skive - Senza pelatura - Non-dénudable -
 Nichtschaelfassung - Sin pelar

IDENTIFICATION: PRINTED CODE OR SCRATCHES

Code	Tube			Thread	Dimensions		Pressure
	D.N.	Hose	Diam		D	L	
		Inch	mm		mm	mm	
B2T03	-3	3/16"	4.8		20	26	
B2T04	-4	1/4"	6.4		22	30	
B2T05	-5	5/16"	7.9		24	30.5	
B2T06	-6	3/8"	9.5		25.5	31.5	
B2T08	-8	1/2"	12.8		30	34	
B2T10	-10	5/8"	16		34	37	
B2T12	-12	3/4"	19		38	42.5	
B2T16	-16	1"	25.4		46	50	
B2T20	-20	1.1/4"	31.8		56	59	
B2T24	-24	1.1/2"	38.1		64	63	

FERRULE FOR 1ST/R1A



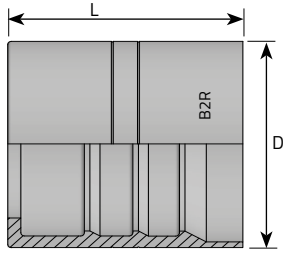
BOCCOLA PER TUBO 1ST/R1A
 JUPE POUR 1ST/R1A
 PRESSHÜLSE 1ST/R1A
 CASQUILLO PARA 1ST/R1A

Skive - A pelare - Dénudable -
 Schaelfassung - A pelar

IDENTIFICATION: PRINTED CODE OR SCRATCHES

Code	Tube			Thread	Dimensions		Pressure
	D.N.	Hose	Diam		D	L	
		Inch	mm		mm	mm	
B1R03	-3	3/16"	4.8		17	26.5	
B1R04	-4	1/4"	6.4		20	29.5	
B1R05	-5	5/16"	7.9		22	29.5	
B1R06	-6	3/8"	9.5		24	32	
B1R08	-8	1/2"	12.8		29	34	
B1R10	-10	5/8"	16		32	37	
B1R12	-12	3/4"	19		36	43	
B1R16	-16	1"	25.4		43	50	
B1R20	-20	1.1/4"	31.8		52	57	
B1R24	-24	1.1/2"	38.1		57	63	
B1R32	-32	2"	50.8		70	78	

FERRULE FOR 2ST/R2A



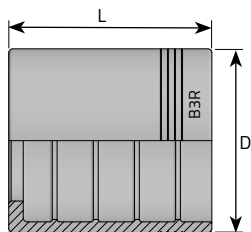
BOCCOLA PER TUBO 2ST/R2A
 JUPE POUR 2ST/R2A
 PRESSHÜLSE 2ST/R2A
 CASQUILLO PARA 12ST/R2A

Skive - A pelare - Dénudable -
 Schaelfassung - A pelar

IDENTIFICATION: PRINTED CODE OR SCRATCHES

Code	Tube		Thread	Dimensions		Pressure
	D.N.	Hose		Diam	D	
		Inch	mm	mm	mm	
B2R03	-3	3/16"	4.8	20	27	
B2R04	-4	1/4"	6.4	22	30	
B2R05	-5	5/16"	7.9	24	30	
B2R06	-6	3/8"	9.5	26	32	
B2R08	-8	1/2"	12.8	30	34	
B2R10	-10	5/8"	16	34	37	
B2R12	-12	3/4"	19	38	43	
B2R16	-16	1"	25.4	46	50	
B2R20	-20	1.1/4"	31.8	56	59	
B2R24	-24	1.1/2"	38.1	62	63	
B2R32	-32	2"	50.8	75	79	

FERRULE FOR R3-R4



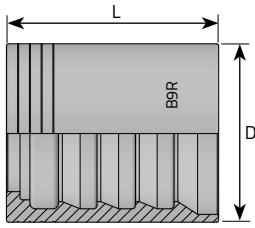
BOCCOLA PER TUBO R3/R4
 JUPE POUR R3/R4
 PRESSHÜLSE R3/R4
 CASQUILLO PARA R3/R4

No skive - Senza pelatura - Non-dénudable -
 Nichtschaelfassung - Sin pelar

IDENTIFICATION: PRINTED CODE OR SCRATCHES

Code	Tube			Thread	Dimensions		Pressure
	D.N.	Hose	Diam		D	L	
		Inch	mm		mm	mm	
B3R04	-4	1/4"	6.4		19	29	
B3R05	-5	5/16"	7.9		22	30	
B3R06	-6	3/8"	9.5		24	31	
B3R08	-8	1/2"	12.8		28.5	34	
B3R10	-10	5/8"	16		32	36	
B3R12	-12	3/4"	19		38	42	
B3R16	-16	1"	25.4		46	50	
B3R20	-20	1.1/4"	31.8		52	57	

FERRULE FOR R9R-4SP



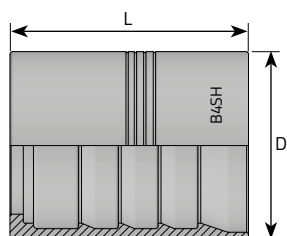
BOCCOLA PER TUBO R9R-4SP
 JUPE POUR R9R-4SP
 PRESSHÜLSE R9R-4SP
 CASQUILLO PARA R9R-4SP

Skive - A pelare - Dénudable -
 Schaelfassung - A pelar

IDENTIFICATION: PRINTED CODE OR SCRATCHES

Code	Tube			Thread	Dimensions		Pressure
	D.N.	Hose	Diam		D	L	
		Inch	mm		mm	mm	
B9R04	-4	1/4"	6.4		22	30	
B9R06	-6	3/8"	9.5		26	32	
B9R08	-8	1/2"	12.8		30	34	
B9R10	-10	5/8"	16		34	40	
B9R12	-12	3/4"	19		38	45.2	
B9R16	-16	1"	25.4		46	56	
B9R20	-20	1.1/4"	31.8		59	66	
B9R24	-24	1.1/2"	38.1		65	76.5	
B9R32	-32	2"	50.8		80	80	

FERRULE FOR 4SH (skive)



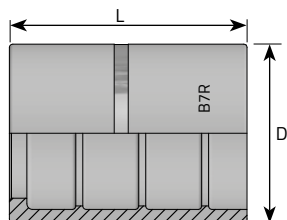
BOCCOLA PER TUBO 4SH
 JUPE POUR 4SH
 PRESSHÜLSE 4SH
 CASQUILLO PARA 4SH

Skive - A pelare - Dénudable -
 Schaelfassung - A pelar

IDENTIFICATION: PRINTED CODE OR SCRATCHES

Code	Tube			Thread	Dimensions		Pressure
	D.N.	Hose	Diam		D	L	
		Inch	mm		mm	mm	
B4SH20	-20	1.1/4"	31.8		52	66	
B4SH24	-24	1.1/2"	38.1		62	76.5	
B4SH32	-32	2"	50.8		75	80	

FERRULE FOR R7/MTH 1/ R6



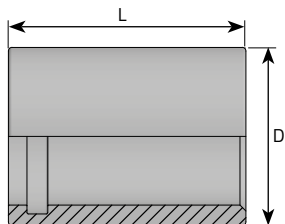
BOCCOLA PER TUBO R7/MTH1/R6
 JUPE POUR R7/MTH1/R6
 PRESSHÜLSE R7/MTH1/R6
 CASQUILLO PARA R7/MTH1/R6

No skive - Senza pelatura - Non-dénudable -
 Nichtschaelfassung - Sin pelar

IDENTIFICATION: PRINTED CODE OR SCRATCHES

Code	Tube			Thread	Dimensions		Pressure
	D.N.	Hose	Diam		D	L	
		Inch	mm		mm	mm	
B7R03	-3	3/16"	4.8		14	30	
B7R04	-4	1/4"	6.4		17	30	
B7R05	-5	5/16"	7.9		19	30	
B7R06	-6	3/8"	9.5		21	30	
B7R08	-8	1/2"	12.8		25.5	34	
B7R10	-10	5/8"	16		28.5	36	
B7R12	-12	3/4"	19		32	42	
B7R16	-16	1"	25.4		40	50	

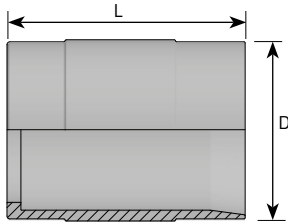
FERRULE FOR PTFE



BOCCOLA PER TUBO PTFE
 JUPE POUR PTFE
 PRESSHÜLSE PTFE
 CASQUILLO PARA PTFE

Code	Tube			Thread	Dimensions		Pressure
	D.N.	Hose	Diam		D	L	
		Inch	mm		mm	mm	
BPTFE03	-3	3/16"	4.8		14	25	
BPTFE04	-4	1/4"	6.4		16	26.5	
BPTFE05	-5	5/16"	7.9		17	25	
BPTFE06	-6	3/8"	9.5		19	30	
BPTFE08	-8	1/2"	12.8		24	32	
BPTFE10	-10	5/8"	16		25.5	35	
BPTFE12	-12	3/4"	19		30.5	40	
BPTFE16	-16	1"	25.4		37	47	

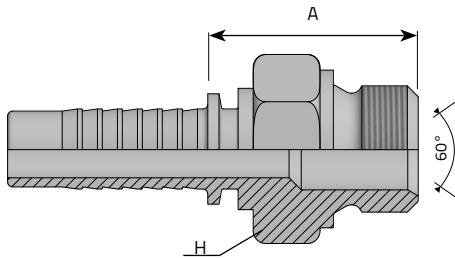
FERRULE FOR PTFE CORRUGATED



BOCCOLA PER TUBO PTFE CORRUGATA
 JUPE POUR PTFE ONDULÉ
 PRESSHÜLSE PTFE GEWELT
 CASQUILLO PARA PTFE CORRUGADO

Code	Tube			Thread	Dimensions		Pressure
	D.N.	Hose	Diam		D	L	
		Inch	mm		mm	mm	
BPTFEC04	-4	1/4"	6.4		17.8	26.5	
BPTFEC06	-6	3/8"	9.5		20	30.5	
BPTFEC08	-8	1/2"	12.8		24	33	
BPTFEC10	-10	5/8"	16		29	35	
BPTFEC12	-12	3/4"	19		31.1	41	
BPTFEC16	-16	1"	25.4		38	47	
BPTFEC20	-20	1.1/4"	31.8		49.5	53	
BPTFEC24	-24	1.1/2"	38.1		55.3	58.5	
BPTFEC32	-32	2"	50.8		69	72	

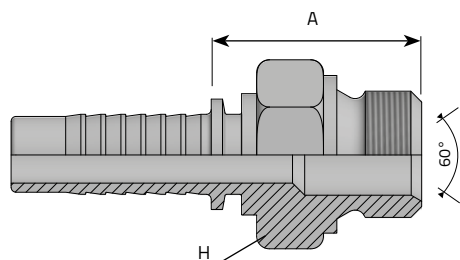
BSPP MALE - 60° CONE (1)



MASCHIO BSPP SV 60°
 MÂLE BSPP CÔNE 60°
 AGR 60° INNENKONUS (BSPP GEWINDE)
 MACHO FIJO BSPP CONO 60°

Code	Tube		Thread			Dimensions		Pressure	
	D.N.	Hose	Diam	T	t/1"	H	A	Bar	Psi
		Inch	mm	Inch		mm	mm		
MG0302	-3	3/16"	4.8	1/8"	28	14	20.5	350	5076
MG0304	-3	3/16"	4.8	1/4"	19	19	26	415	6019
MG0402	-4	1/4"	6.4	1/8"	28	14	20.5	350	5076
MG0404	-4	1/4"	6.4	1/4"	19	19	27	450	6526
MG0406	-4	1/4"	6.4	3/8"	19	22	29	450	6526
MG0408	-4	1/4"	6.4	1/2"	14	27	32	450	6526
MG0504	-5	5/16"	7.9	1/4"	19	19	27	350	5076
MG0506	-5	5/16"	7.9	3/8"	19	22	29	350	5076
MG0508	-5	5/16"	7.9	1/2"	14	27	32	350	5076
MG0604	-6	3/8"	9.5	1/4"	19	19	27	450	6526
MG0606	-6	3/8"	9.5	3/8"	19	22	29	450	6526
MG0608	-6	3/8"	9.5	1/2"	14	27	32	450	6526
MG0806	-8	1/2"	12.8	3/8"	19	22	29	415	6019
MG0808	-8	1/2"	12.8	1/2"	14	27	33	415	6019
MG0810	-8	1/2"	12.8	5/8"	14	30	34.5	415	6019
MG0812	-8	1/2"	12.8	3/4"	14	32	36	415	6019
MG1008	-10	5/8"	16	1/2"	14	27	33	350	5076
MG1010	-10	5/8"	16	5/8"	14	30	34.5	350	5076

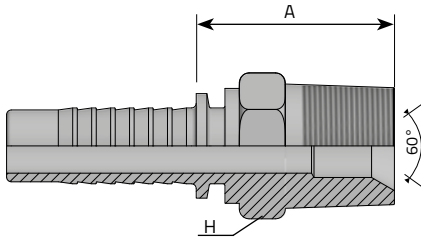
BSPP MALE- 60° CONE (2)



MASCHIO BSPP SV 60°
 MÂLE BSPP CÔNE 60°
 AGR 60° INNENKONUS (BSPP GEWINDE)
 MACHO FIJO BSPP CONO 60°

Code	Tube		Thread		Dimensions			Pressure	
	D.N.	Hose	Diam	T	t/1"	H	A	Bar	Psi
	Inch	mm	Inch		mm	mm			
MG1012	-10	5/8"	16	3/4"	14	32	36	350	5076
MG1016	-10	5/8"	16	1"	11	38	40	350	5076
MG1208	-12	3/4"	19	1/2"	14	27	34	350	5076
MG1210	-12	3/4"	19	5/8"	14	30	36	350	5076
MG1212	-12	3/4"	19	3/4"	14	32	37	350	5076
MG1216	-12	3/4"	19	1"	11	38	40	350	5076
MG1612	-16	1"	25.4	3/4"	14	32	38	280	4061
MG1616	-16	1"	25.4	1"	11	38	40	280	4061
MG1620	-16	1"	25.4	1.1/4"	11	50	45	280	4061
MG2020	-20	1.1/4"	31.8	1.1/4"	11	50	46	210	3046
MG2024	-20	1.1/4"	31.8	1.1/2"	11	55	46	210	3046
MG2424	-24	1.1/2"	38.1	1.1/2"	11	55	46	185	2683
MG2432	-24	1.1/2"	38.1	2"	11	70	53	185	2683
MG3232	-32	2"	50.8	2"	11	70	54	165	2393

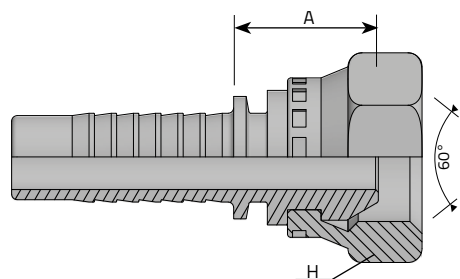
BSPT TAPERED MALE



MASCHIO BSPT SV 60°
MÂLE BSPT CÔNE 60°
AGR-K KONISCH (BSPT)
MACHO BSPT CONO 60°

Code	Tube			Thread		Dimensions		Pressure	
	D.N.	Hose	Diam	T	t/1"	H	A	Bar	Psi
	Inch	mm	Inch		mm	mm			
MGK0302	-3	3/16"	4.8	1/8"	28	12	22	350	5076
MGK0304	-3	3/16"	4.8	1/4"	19	15	22	415	6019
MGK0402	-4	1/4"	6.4	1/8"	28	12	22.5	350	5076
MGK0404	-4	1/4"	6.4	1/4"	19	15	27	450	6526
MGK0406	-4	1/4"	6.4	3/8"	19	19	28	450	6526
MGK0504	-5	5/16"	7.9	1/4"	19	15	27	350	5076
MGK0506	-5	5/16"	7.9	3/8"	19	19	28	350	5076
MGK0604	-6	3/8"	9.5	1/4"	19	15	28	450	6526
MGK0606	-6	3/8"	9.5	3/8"	19	19	28	450	6526
MGK0608	-6	3/8"	9.5	1/2"	14	22	34	415	6019
MGK0806	-8	1/2"	12.8	3/8"	19	19	28	415	6019
MGK0808	-8	1/2"	12.8	1/2"	14	22	34.5	415	6019
MGK1008	-10	5/8"	16	1/2"	14	24	34.5	350	5076
MGK1012	-10	5/8"	16	3/4"	14	27	36.5	350	5076
MGK1212	-12	3/4"	19	3/4"	14	27	37	350	5076
MGK1216	-12	3/4"	19	1"	11	36	45	280	4061
MGK1616	-16	1"	25.4	1"	11	36	46	280	4061
MGK1620	-16	1"	25.4	1.1/4"	11	46	45.5	210	3046
MGK2020	-20	1.1/4"	31.8	1.1/4"	11	46	46	210	3046
MGK2024	-20	1.1/4"	31.8	1.1/2"	11	50	47	185	2683
MGK2424	-24	1.1/2"	38.1	1.1/2"	11	50	47.3	185	2683
MGK3232	-32	2"	50.8	2"	11	65	57	165	2393

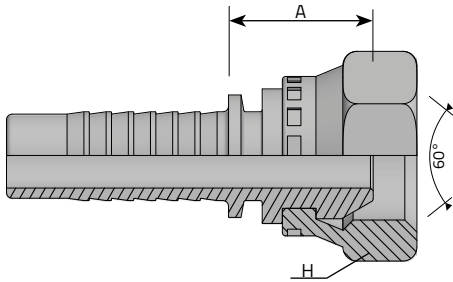
BSPP FEMALE - 60° CONE (1)



FEMMINA BSPP SV 60°
 FEMELLE DROITE BSPP CÔNE 60°
 DKR 60° KONUS (BSPP-GEWINDE)
 HEMBRA GIRATORIA RECTA BSPP CONO 60°

Code	Tube			Thread		Dimensions		Pressure	
	D.N.	Hose	Diam	T	t/1"	H	A	Bar	Psi
	Inch	mm	Inch	mm	mm	mm			
FDG0302	-3	3/16"	4.8	1/8"	28	15	18	350	5076
FDG0304	-3	3/16"	4.8	1/4"	19	19	18	415	6019
FDG0402	-4	1/4"	6.4	1/8"	28	15	18	350	5076
FDG0404	-4	1/4"	6.4	1/4"	19	19	18	450	6526
FDG0406	-4	1/4"	6.4	3/8"	19	22	19	450	6526
FDG0408	-4	1/4"	6.4	1/2"	14	27	21	450	6526
FDG0504	-5	5/16"	7.9	1/4"	19	19	18	350	5076
FDG0506	-5	5/16"	7.9	3/8"	19	22	19	350	5076
FDG0508	-5	5/16"	7.9	1/2"	14	27	21	350	5076
FDG0604	-6	3/8"	9.5	1/4"	19	19	19	450	6526
FDG0606	-6	3/8"	9.5	3/8"	19	22	20	450	6526
FDG0608	-6	3/8"	9.5	1/2"	14	27	21	450	6526
FDG0806	-8	1/2"	12.8	3/8"	19	19	20	415	6019
FDG0808	-8	1/2"	12.8	1/2"	14	27	22	415	6019
FDG0810	-8	1/2"	12.8	5/8"	14	28	22	415	6019
FDG0812	-8	1/2"	12.8	3/4"	14	32	24	415	6019
FDG1008	-10	5/8"	16	1/2"	14	27	22	350	5076
FDG1010	-10	5/8"	16	5/8"	14	28	23	350	5076

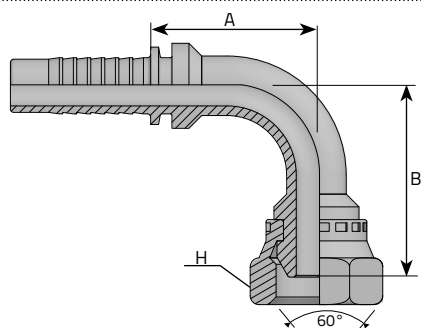
BSPP FEMALE - 60° CONE (2)



FEMMINA BSPP SV 60°
 FEMELLE DROITE BSPP CÔNE 60°
 DKR 60° KONUS (BSPP-GEWINDE)
 HEMBRA GIRATORIA RECTA BSPP CONO 60°

Code	Tube		Diam mm	Thread		Dimensions		Pressure	
	D.N.	Hose		T	t/1"	H	A	Bar	Psi
	Inch	Inch		Inch		mm	mm		
FDG1012	-10	5/8"	16	3/4"	14	32	24	350	5076
FDG1208	-12	3/4"	19	1/2"	14	27	22.5	350	5076
FDG1210	-12	3/4"	19	5/8"	14	28	24	350	5076
FDG1212	-12	3/4"	19	3/4"	14	32	25	350	5076
FDG1216	-12	3/4"	19	1"	11	38	26	350	5076
FDG1612	-16	1"	25.4	3/4"	14	32	26	280	4061
FDG1616	-16	1"	25.4	1"	11	38	27	280	4061
FDG1620	-16	1"	25.4	1.1/4"	11	50	30	280	4061
FDG2020	-20	1.1/4"	31.8	1.1/4"	11	50	30	210	3046
FDG2024	-20	1.1/4"	31.8	1.1/2"	11	55	32	210	3046
FDG2424	-24	1.1/2"	38.1	1.1/2"	11	55	32	185	2683

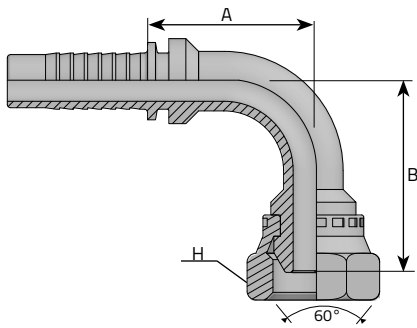
BSPP FEMALE - 60° CONE - 90° ELBOW (1)



FEMMINA 90° BSPP SV 60°
 FEMELLE 90° BSPP CÔNE 60°
 DKR 90° BOGEN 60° KONUS (BSPP-GEWINDE)
 HEMBRA GIRATORIA A 90° BSPP - CONO 60°

Code	Tube			Thread		Dimensions			Pressure	
	D.N.	Hose	Diam	T	t/1"	H	B	A	Bar	Psi
	Inch	mm	Inch			mm	mm	mm		
F90G0302	-3	3/16"	4.8	1/8"	28	15	29	23	350	5076
F90G0304	-3	3/16"	4.8	1/4"	19	19	29	23	415	6019
F90G0402	-4	1/4"	6.4	1/8"	28	15	29	23	350	5076
F90G0404	-4	1/4"	6.4	1/4"	19	19	29	23	450	6526
F90G0406	-4	1/4"	6.4	3/8"	19	22	32	23	450	6526
F90G0408	-4	1/4"	6.4	1/2"	14	27	30	31.5	450	6526
F90G0504	-5	5/16"	7.9	1/4"	19	19	33.5	31.5	350	5076
F90G0506	-5	5/16"	7.9	3/8"	19	22	35.5	31.5	350	5076
F90G0508	-5	5/16"	7.9	1/2"	14	27	39	31.5	350	5076
F90G0604	-6	3/8"	9.5	1/4"	19	19	37	33	450	6526
F90G0606	-6	3/8"	9.5	3/8"	19	22	38	33	450	6526
F90G0608	-6	3/8"	9.5	1/2"	14	27	42	33	450	6526
F90G0806	-8	1/2"	12.8	3/8"	19	22	43	39	415	6019
F90G0808	-8	1/2"	12.8	1/2"	14	27	45	39	415	6019
F90G0810	-8	1/2"	12.8	5/8"	14	28	45	39	415	6019
F90G0812	-8	1/2"	12.8	3/4"	14	32	51	39	415	6019
F90G1008	-10	5/8"	16	1/2"	14	27	54	49	350	5076
F90G1010	-10	5/8"	16	5/8"	14	28	54	49	350	5076

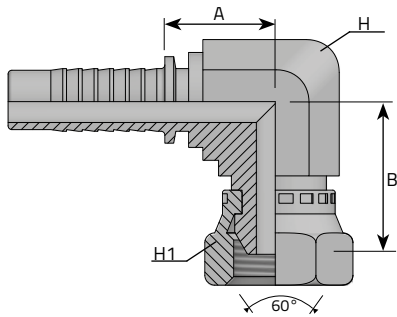
BSPP FEMALE - 60° CONE - 90° ELBOW (2)



FEMMINA 90° BSPP SV 60°
 FEMELLE 90° BSPP CÔNE 60°
 DKR 90° BOGEN 60° KONUS (BSPP-GEWINDE)
 HEMBRA GIRATORIA A 90° BSPP - CONO 60°

Code	Tube		Diam	T	t/1"	Dimensions			Pressure	
	D.N.	Hose				H	B	A	Bar	Psi
	Inch	mm	Inch		mm	mm	mm			
F90G1012	-10	5/8"	16	3/4"	14	32	56	49	350	5076
F90G1208	-12	3/4"	19	1/2"	14	27	56	53.5	350	5076
F90G1210	-12	3/4"	19	5/8"	14	28	56	53.5	350	5076
F90G1212	-12	3/4"	19	3/4"	14	32	59	53.5	350	5076
F90G1216	-12	3/4"	19	1"	11	38	65	53.5	350	5076
F90G1612	-16	1"	25.4	3/4"	14	32	72	68.5	280	4061
F90G1616	-16	1"	25.4	1"	11	38	72	73	280	4061
F90G1620	-16	1"	25.4	1.1/4"	11	50	80	73	280	4061
F90G2020	-20	1.1/4"	31.8	1.1/4"	11	50	93	89	210	3046
F90G2024	-20	1.1/4"	31.8	1.1/2"	11	55	98.5	89	210	3046
F90G2424	-24	1.1/2"	38.1	1.1/2"	11	55	114	101	185	2683

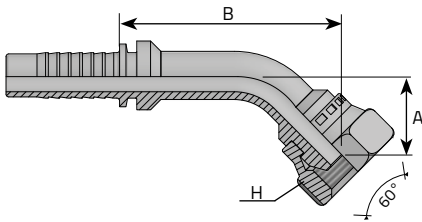
BSPP FEMALE - 90° ELBOW (COMPACT FORGED)



FEMMINA 90° BSPP SV 60° COMPATTA
 FEMELLE 90° BSPP COMPACTE CÔNE 60°
 DKR 90° KOMPAKT
 HEMBRA GIRATORIA A 90° BSPP COMPACTA

Code	Tube			Thread		Dimensions				Pressure	
	D.N.	Hose	Diam	T	t/1"	H	H1	B	A	Bar	Psi
	Inch		mm	Inch		mm	mm	mm	mm		
F90G0404K	-4	1/4"	6.4	1/4"	19	14	19	26.7	19	450	6526
F90G0406K	-4	1/4"	6.4	3/8"	19	19	22	28	21.5	450	6526
F90G0506K	-5	5/16"	7.9	3/8"	19	19	22	28	21.5	350	5076
F90G0606K	-6	3/8"	9.5	3/8"	19	19	22	28	21.5	450	6526
F90G0608K	-6	3/8"	9.5	1/2"	14	22	27	32.5	24	450	6526
F90G0808K	-8	1/2"	12.8	1/2"	14	22	27	32.5	24	415	6019
F90G1212K	-12	3/4"	19	3/4"	14	27	32	39.5	25	350	5076
F90G1616K	-16	1"	25.4	1"	11	33	38	43.5	32.5	280	4061

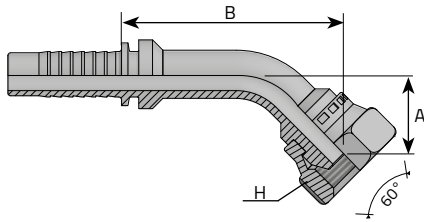
BSPP FEMALE - 60° CONE - 45° ELBOW (1)



FEMMINA 45° BSPP SV 60°
 FEMELLE 45° BSPP CÔNE 60°
 DKR 45° BOGEN 60° KONUS (BSPP-GEWINDE)
 HEMBRA GIRATORIA A 45° BSPP - CONO 60°

Code	Tube		Thread			Dimensions			Pressure	
	D.N.	Hose	Diam	T	t/1"	H	B	A	Bar	Psi
	Inch	mm	Inch			mm	mm	mm		
F45G0302	-3	3/16"	4.8	1/8"	28	15	17	40	350	5076
F45G0304	-3	3/16"	4.8	1/4"	19	19	17	40	415	6019
F45G0402	-4	1/4"	6.4	1/8"	28	15	17	40	350	5076
F45G0404	-4	1/4"	6.4	1/4"	19	19	17	40	450	6526
F45G0406	-4	1/4"	6.4	3/8"	19	22	20	43	450	6526
F45G0408	-4	1/4"	6.4	1/2"	14	27	24	55	450	6526
F45G0504	-5	5/16"	7.9	1/4"	19	19	20	51	350	5076
F45G0506	-5	5/16"	7.9	3/8"	19	22	21	52	350	5076
F45G0508	-5	5/16"	7.9	1/2"	14	27	24	55	350	5076
F45G0604	-6	3/8"	9.5	1/4"	19	19	19	54	450	6526
F45G0606	-6	3/8"	9.5	3/8"	19	22	20	55	450	6526
F45G0608	-6	3/8"	9.5	1/2"	14	27	23	58	450	6526
F45G0806	-8	1/2"	12.8	3/8"	19	22	20	63	415	6019
F45G0808	-8	1/2"	12.8	1/2"	14	27	23	65	415	6019
F45G0810	-8	1/2"	12.8	5/8"	14	28	23	65	415	6019
F45G0812	-8	1/2"	12.8	3/4"	14	32	21	66	415	6019
F45G1008	-10	5/8"	16	1/2"	14	27	25	63	350	5076
F45G1010	-10	5/8"	16	5/8"	14	28	25	64	350	5076

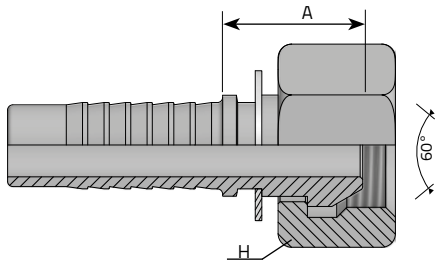
BSPP FEMALE - 60° CONE - 45° ELBOW (2)



FEMMINA 45° BSPP SV 60°
 FEMELLE 45° BSPP CÔNE 60°
 DKR 45° BOGEN 60° KONUS (BSPP-GEWINDE)
 HEMBRA BSPP CODO 45° ASIENTO 60°

Code	Tube		Thread		Dimensions				Pressure	
	D.N.	Hose	Diam	T	t/1"	H	B	A	Bar	Psi
	Inch		mm	Inch		mm	mm	mm		
F45G1012	-10	5/8"	16	3/4"	14	32	26	64	350	5076
F45G1208	-12	3/4"	19	1/2"	14	27	28	62	350	5076
F45G1210	-12	3/4"	19	5/8"	14	28	29	63	350	5076
F45G1212	-12	3/4"	19	3/4"	14	32	29	63	350	5076
F45G1216	-12	3/4"	19	1"	11	38	31	65	350	5076
F45G1612	-16	1"	25.4	3/4"	14	32	39	88	280	4061
F45G1616	-16	1"	25.4	1"	11	38	41	90	280	4061
F45G1620	-16	1"	25.4	1.1/4"	11	50	44	93	280	4061
F45G2020	-20	1.1/4"	31.8	1.1/4"	11	50	44	102	210	3046
F45G2024	-20	1.1/4"	31.8	1.1/2"	11	55	45	103	210	3046
F45G2424	-24	1.1/2"	38.1	1.1/2"	11	55	45	118	185	2683

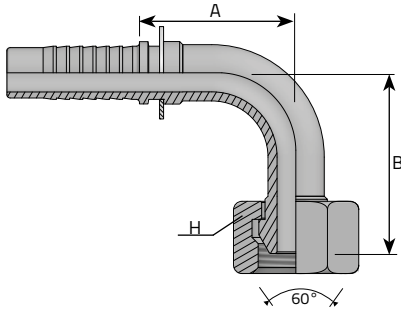
BSPP FEMALE (SLIP-ON NUT)



FEMMINA BSPP SV 60° (DADO LIBERO)
 FEMELLE DROIT BSPP CÔNE 60° (ÉCROU LIBRE)
 DKR 60° KONUS (BSPP-GEWINDE) + ÜBERWURFMUTTER
 HEMBRA GIRATORIA RECTA BSPP CONO 60° (TUERCA LIBRE)

Code	Tube		Thread			Dimensions		Pressure	
	D.N.	Hose	Diam	T	t/1"	H	A	Bar	Psi
	Inch		mm	Inch		mm	mm		
FDG0304SF	-3	3/16"	4.8	1/4"	19	19	18	415	6019
FDG0404SF	-4	1/4"	6.4	1/4"	19	19	18	450	6526
FDG0406SF	-4	1/4"	6.4	3/8"	19	22	19	450	6526
FDG0506SF	-5	5/16"	7.9	3/8"	19	22	19	350	5076
FDG0606SF	-6	3/8"	9.5	3/8"	19	22	20	450	6526
FDG0608SF	-6	3/8"	9.5	1/2"	14	27	21	450	6526
FDG0808SF	-8	1/2"	12.8	1/2"	14	27	22	415	6019

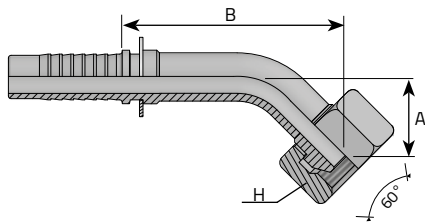
BSPP FEMALE - 90° ELBOW (SLIP-ON NUT)



FEMMINA BSPP SV 60° (DADO LIBERO)
 FEMELLE 90° BSPP CÔNE 60° (ÉCROU LIBRE)
 DKR 90° BOGEN 60° KONUS (BSPP- GEWINDE) + ÜBERWURFMUTTER
 HEMBRA GIRATORIA A 90° BSPP CONO 60° (TUERCA LIBRE)

Code	Tube			Thread		Dimensions			Pressure	
	D.N.	Hose	Diam	T	t/1"	H	B	A	Bar	Psi
	Inch	mm	Inch		mm	mm	mm			
F90G0304SF	-3	3/16"	4.8	1/4"	19	19	29	23	415	6019
F90G0404SF	-4	1/4"	6.4	1/4"	19	19	29	23	450	6526
F90G0406SF	-4	1/4"	6.4	3/8"	19	22	32	23	450	6526
F90G0506SF	-5	5/16"	7.9	3/8"	19	22	35.5	31.5	350	5076
F90G0606SF	-6	3/8"	9.5	3/8"	19	22	38	33	450	6526
F90G0608SF	-6	3/8"	9.5	1/2"	14	27	42	33	450	6526
F90G0808SF	-8	1/2"	12.8	1/2"	14	27	45	39	415	6019

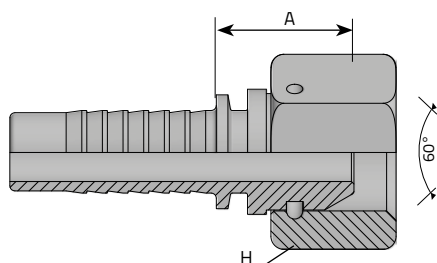
BSPP FEMALE 45° ELBOW (SLIP-ON NUT)



FEMMINA 45° BSPP SV 60° DADO LIBERO
 FEMELLE 45° BSPP CÔNE 60° (ÉCROU LIBRE)
 DKR 45° BOGEN 60° KONUS (BSPP- GEWINDE) + ÜBERWURFMUTTER
 HEMBRA GIRATORIA A 45° BSPP CONO 60° (TUERCA LIBRE)

Code	Tube			Thread		Dimensions			Pressure	
	D.N.	Hose Inch	Diam mm	T Inch	t/1"	H mm	B mm	A mm	Bar	Psi
F45G0304SF	-3	3/16"	4.8	1/4"	19	19	17	40	415	6019
F45G0404SF	-4	1/4"	6.4	1/4"	19	19	17	40	450	6526
F45G0406SF	-4	1/4"	6.4	3/8"	19	22	20	43	450	6526
F45G0506SF	-5	5/16"	7.9	3/8"	19	22	21	52	350	5076
F45G0606SF	-6	3/8"	9.5	3/8"	19	22	20	55	450	6526
F45G0608SF	-6	3/8"	9.5	1/2"	14	27	23	58	450	6526
F45G0808SF	-8	1/2"	12.8	1/2"	14	27	23	65	415	6019

BSPP FEMALE (THRUST-WIRE NUT) (1)

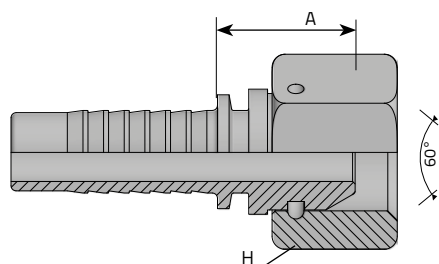


FEMMINA DIRITTA BSPP SV 60° DADO SPINATO CON O-RING
 FEMELLE DROITE BSPP AVEC O-RING CÔNE 60° (ÉCROU À JONC)
 DKOR 60° KONUS MIT O-RING (BSPP- GEWINDE) + GESTIFTETE
 ÜBERWURFMUTTER
 HEMBRA GIRATORIA RECTA BSPP CON O-RING CONO 60° (TUERCA CON
 SEGURO)

* : without o-ring / senza o-ring

	Code	Tube			Thread		Dimensions			Pressure	
		D.N.	Hose	Diam	T	t/1"	H	B	Bar	Psi	
		Inch	mm	Inch		mm	mm				
*	FDG0302SP	-3	3/16"	4.8	1/8"	28	14	18	350	5076	
*	FDG0304SP	-3	3/16"	4.8	1/4"	19	19	18	415	6019	
*	FDG0402SP	-4	1/4"	6.4	1/8"	28	14	18	350	5076	
*	FDG0404SP	-4	1/4"	6.4	1/4"	19	19	18	450	6526	
*	FDG0406SP	-4	1/4"	6.4	3/8"	19	22	19	450	6526	
*	FDG0408SP	-4	1/4"	6.4	1/2"	14	27	21	450	6526	
*	FDG0504SP	-5	5/16"	7.9	1/4"	19	19	18	350	5076	
*	FDG0506SP	-5	5/16"	7.9	3/8"	19	22	19	350	5076	
*	FDG0508SP	-5	5/16"	7.9	1/2"	14	27	21	350	5076	
*	FDG0604SP	-6	3/8"	9.5	1/4"	19	19	19	450	6526	
*	FDG0606SP	-6	3/8"	9.5	3/8"	19	22	20	450	6526	
*	FDG0608SP	-6	3/8"	9.5	1/2"	14	27	21	450	6526	
*	FDG0806SP	-8	1/2"	12.8	3/8"	19	19	20	415	6019	
*	FDG0808SP	-8	1/2"	12.8	1/2"	14	27	22	415	6019	
	FDG0812SP	-8	1/2"	12.8	3/4"	14	32	24	415	6019	
*	FDG1008SP	-10	5/8"	16	1/2"	14	27	22	350	5076	

BSPP FEMALE (THRUST-WIRE NUT) (2)

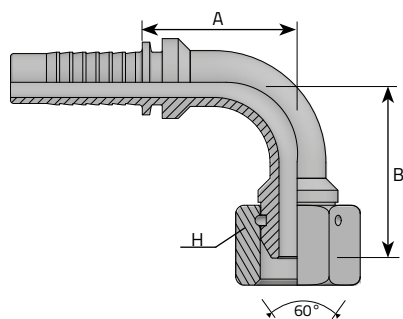


FEMMINA DIRITTA BSPP SV 60° DADO SPINATO CON O-RING
 FEMELLE DROITE BSPP AVEC O-RING CÔNE 60° (ÉCROU À JONC)
 DKOR 60° KONUS MIT O-RING (BSPP- GEWINDE) + GESTIFTETE
 ÜBERWURFMUTTER
 HEMBRA GIRATORIA RECTA BSPP CON O-RING CONO 60° (TUERCA CON
 SEGURO)

* : without o-ring / senza o-ring

Code	Tube		Diam	Thread	Dimensions			Pressure	
	D.N.	Hose			T	H	B	Bar	Psi
	Inch	mm	Inch	t/1"	mm	mm			
FDG1012SP	-10	5/8"	16	3/4"	14	32	24	350	5076
* FDG1208SP	-12	3/4"	19	1/2"	14	27	22.5	350	5076
FDG1212SP	-12	3/4"	19	3/4"	14	32	25	350	5076
FDG1612SP	-16	1"	25.4	3/4"	14	32	26	350	5076
FDG1616SP	-16	1"	25.4	1"	11	38	27	280	4061
FDG1620SP	-16	1"	25.4	1.1/4"	11	50	30	280	4061
FDG2020SP	-20	1.1/4"	31.8	1.1/4"	11	50	30	210	3046
FDG2024SP	-20	1.1/4"	31.8	1.1/2"	11	55	32	210	3046
FDG2424SP	-24	1.1/2"	38.1	1.1/2"	11	55	32	185	2683
FDG2432SP	-24	1.1/2"	38.1	2"	11	70	32.5	185	2683
FDG3232SP	-32	2"	50.8	2"	11	70	33.5	165	2393

BSPP FEMALE 90° ELBOW (THRUST-WIRE NUT) (1)

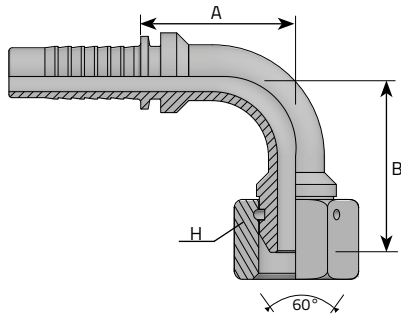


FEMMINA 90° BSPP SV60° DADO SPINATO CON O-RING
 FEMELLE 90° BSPP AVEC O-RING CÔNE 60° (ÉCROU À JONC)
 DKOR 90° BOGEN 60° KONUS MIT O-RING (BSPP-GEWINDE) + GESTIFTETE
 HEMBRA GIRATORIA A 90° BSPP CON O-RING (TUERCA CON SEGURO)

* : without o-ring / senza o-ring

Code	Tube			Thread		Dimensions			Pressure	
	D.N.	Hose	Diam	T	t/1"	H	B	A	Bar	Psi
	Inch	mm	Inch		mm	mm	mm			
* F90G0302SP	-3	3/16"	4.8	1/8"	28	14	29	23	350	5076
* F90G0304SP	-3	3/16"	4.8	1/4"	19	19	29	23	415	6019
* F90G0402SP	-4	1/4"	6.4	1/8"	28	14	29	23	350	5076
* F90G0404SP	-4	1/4"	6.4	1/4"	19	19	29	23	450	6526
* F90G0406SP	-4	1/4"	6.4	3/8"	19	22	32	23	450	6526
* F90G0408SP	-4	1/4"	6.4	1/2"	14	27	39	31.5	450	6526
* F90G0504SP	-5	5/16"	7.9	1/4"	19	19	33.5	31.5	350	5076
* F90G0506SP	-5	5/16"	7.9	3/8"	19	22	35.5	31.5	350	5076
* F90G0508SP	-5	5/16"	7.9	1/2"	14	27	39	31.5	350	5076
* F90G0604SP	-6	3/8"	9.5	1/4"	19	19	37	33	450	6526
* F90G0606SP	-6	3/8"	9.5	3/8"	19	22	38	33	450	6526
* F90G0608SP	-6	3/8"	9.5	1/2"	14	27	42	33	450	6526
* F90G0806SP	-8	1/2"	12.8	3/8"	19	22	43	39	415	6019
* F90G0808SP	-8	1/2"	12.8	1/2"	14	27	45	39	415	6019
F90G0812SP	-8	1/2"	12.8	3/4"	14	32	51	39	415	6019
* F90G1008SP	-10	5/8"	16	1/2"	14	27	54	49	350	5076
F90G1012SP	-10	5/8"	16	3/4"	14	32	56	49	350	5076

BSPP FEMALE 90° ELBOW (THRUST-WIRE NUT) (2)

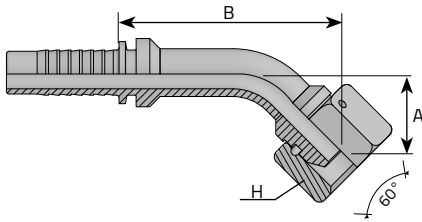


FEMMINA 90° BSPP SV60° DADO SPINATO CON O-RING
 FEMELLE 90° BSPP AVEC O-RING CÔNE 60° (ÉCROU À JONC)
 DKOR 90° BOGEN 60° KONUS MIT O-RING (BSPP-GEWINDE) + GESTIFTETE
 HEMBRA GIRATORIA A 90° BSPP CON O-RING (TUERCA CON SEGURO)

* : without o-ring / senza o-ring

Code	Tube		Thread		Dimensions			Pressure		
	D.N.	Hose	Diam	T	t/1"	H	B	A	Bar	Psi
	Inch	mm	Inch			mm	mm	mm		
* F90G1208SP	-12	3/4"	19	1/2"	14	27	56	53.5	350	5076
F90G1212SP	-12	3/4"	19	3/4"	14	32	59	53.5	350	5076
F90G1216SP	-12	3/4"	19	1"	11	38	65	53.5	350	5076
F90G1612SP	-16	1"	25.4	3/4"	14	32	72	68.5	350	5076
F90G1616SP	-16	1"	25.4	1"	11	38	72	73	280	4061
F90G1620SP	-16	1"	25.4	1.1/4"	11	50	80	73	280	4061
F90G2020SP	-20	1.1/4"	31.8	1.1/4"	11	50	93	89	210	3046
F90G2024SP	-20	1.1/4"	31.8	1.1/2"	11	55	98.5	89	210	3046
F90G2424SP	-24	1.1/2"	38.1	1.1/2"	11	55	114	101	185	2683
F90G2432SP	-24	1.1/2"	38.1	2"	11	70	118	101	185	2683
F90G3232SP	-32	2"	50.8	2"	11	70	136	135	165	2393

BSPP FEMALE 45° ELBOW (THRUST-WIRE NUT) (1)

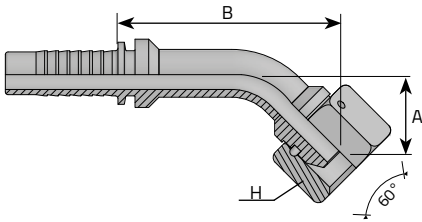


FEMMINA 45° BSPP SV60° DADO SPINATO CON O-RING
 FEMELLE 45° BSPP AVEC O-RING CÔNE 60° (ÉCROU À JONC)
 DKOR 45° BOGEN 60° KONUS MIT O-RING (BSPP-GEWINDE) + GESTIFTETE
 HEMBRA GIRATORIA A 45° BSPP CON O-RING (TUERCA CON SEGURO)

* : without o-ring / senza o-ring

	Code	Tube			Thread		Dimensions			Pressure	
		D.N.	Hose	Diam	T	t/1"	H	B	A	Bar	Psi
		Inch		mm	Inch		mm	mm	mm		
*	F45G0302SP	-3	3/16"	4.8	1/8"	28	14	17	40	350	5076
*	F45G0304SP	-3	3/16"	4.8	1/4"	19	19	17	40	415	6019
*	F45G0402SP	-4	1/4"	6.4	1/8"	28	14	17	40	350	5076
*	F45G0404SP	-4	1/4"	6.4	1/4"	19	19	17	40	450	6526
*	F45G0406SP	-4	1/4"	6.4	3/8"	19	22	20	43	450	6526
*	F45G0408SP	-4	1/4"	6.4	1/2"	14	27	24	55	450	6526
*	F45G0504SP	-5	5/16"	7.9	1/4"	19	19	20	51	350	5076
*	F45G0506SP	-5	5/16"	7.9	3/8"	19	22	21	52	350	5076
*	F45G0508SP	-5	5/16"	7.9	1/2"	14	27	24	55	350	5076
*	F45G0604SP	-6	3/8"	9.5	1/4"	19	19	19	54	450	6526
*	F45G0606SP	-6	3/8"	9.5	3/8"	19	22	20	55	450	6526
*	F45G0608SP	-6	3/8"	9.5	1/2"	14	27	23	58	450	6526
*	F45G0806SP	-8	1/2"	12.8	3/8"	19	22	20	63	415	6019
*	F45G0808SP	-8	1/2"	12.8	1/2"	14	27	23	65	415	6019
	F45G0812SP	-8	1/2"	12.8	3/4"	14	32	21	66	415	6019
*	F45G1008SP	-10	5/8"	16	1/2"	14	27	25	63	350	5076

BSPP FEMALE 45° ELBOW (THRUST-WIRE NUT) (2)

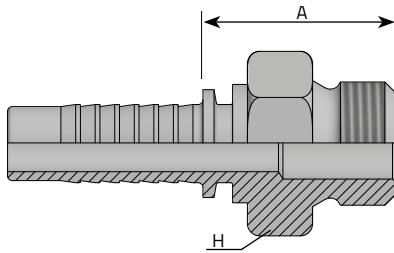


FEMMINA 45° BSPP SV60° DADO SPINATO CON O-RING
 FEMELLE 45° BSPP AVEC O-RING CÔNE 60° (ÉCROU À JONC)
 DKOR 45° BOGEN 60° KONUS MIT O-RING (BSPP-GEWINDE) + GESTIFTETE
 HEMBRA GIRATORIA A 45° BSPP CON O-RING (TUERCA CON SEGURO)

* : without o-ring / senza o-ring

Code	Tube		Diam	T	t/1"	Dimensions			Pressure	
	D.N.	Hose				H	B	A	Bar	Psi
	Inch	mm	Inch		mm	mm	mm			
F45G1012SP	-10	5/8"	16	3/4"	14	32	26	64	350	5076
* F45G1208SP	-12	3/4"	19	1/2"	14	27	28	62	350	5076
F45G1212SP	-12	3/4"	19	3/4"	14	32	29	63	350	5076
F45G1216SP	-12	3/4"	19	1"	11	38	31	65	350	5076
F45G1612SP	-16	1"	25.4	3/4"	14	32	39	88	350	5076
F45G1616SP	-16	1"	25.4	1"	11	38	41	90	280	4061
F45G1620SP	-16	1"	25.4	1.1/4"	11	50	44	93	280	4061
F45G2020SP	-20	1.1/4"	31.8	1.1/4"	11	50	44	102	210	3046
F45G2024SP	-20	1.1/4"	31.8	1.1/2"	11	55	45	103	210	3046
F45G2424SP	-24	1.1/2"	38.1	1.1/2"	11	55	45	118	185	2683
F45G2432SP	-24	1.1/2"	38.1	2"	11	70	118	101	185	2683
F45G3232SP	-32	2"	50.8	2"	11	70	55	145	165	2393

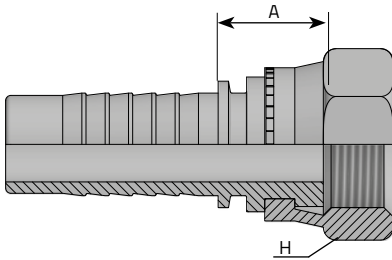
BSPP MALE (FLAT SEAT)



MASCHIO BSPP SEDE PIANA
 MÂLE BSPP FACE PLATE
 AGR-F FLACHDICHTEND (BSPP- GEWINDE)
 MACHO FIJO BSPP ASIENTO PLANO

Code	Tube			Thread		Dimensions			Pressure	
	D.N.	Hose	Diam	T	t/1"	H	A	Bar	Psi	
	Inch		mm	Inch		mm	mm			
MGSP0404	-4	1/4"	6.4	1/4"	19	19	27	450	6526	
MGSP0406	-4	1/4"	6.4	3/8"	19	22	29	450	6526	
MGSP0506	-5	5/16"	7.9	3/8"	19	22	29	350	5076	
MGSP0606	-6	3/8"	9.5	3/8"	19	22	28.5	450	6526	
MGSP0608	-6	3/8"	9.5	1/2"	14	27	32	450	6526	
MGSP0808	-8	1/2"	12.8	1/2"	14	27	32	415	6019	
MGSP0810	-8	1/2"	12.8	5/8"	14	30	35	415	6019	
MGSP0812	-8	1/2"	12.8	3/4"	14	32	36	415	6019	
MGSP1010	-10	5/8"	16	5/8"	14	30	35	350	5076	
MGSP1012	-10	5/8"	16	3/4"	14	32	36	350	5076	
MGSP1212	-12	3/4"	19	3/4"	14	32	37	350	5076	
MGSP1216	-12	3/4"	19	1"	11	38	40	350	5076	
MGSP1616	-16	1"	25.4	1"	11	38	39.5	280	4061	
MGSP2020	-20	1.1/4"	31.8	1.1/4"	11	50	46	210	3046	
MGSP2424	-24	1.1/2"	38.1	1.1/2"	11	55	43	184	2669	

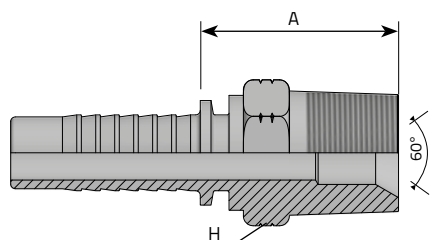
BSPP FEMALE (FLAT SEAT)



FEMMINA DIRITTA BSPP SEDE PIANA
 FEMELLE DROIT BSPP FACE PLATE
 DKR-F FLACHDICHTEND (BSPP-GEWINDE)
 HEMBRA RECTA BSPP ASIEN TO PLANO

Code	Tube			Thread		Dimensions		Pressure	
	D.N.	Hose	Diam	T	t/1"	H	A	Bar	Psi
	Inch		mm	Inch		mm	mm		
FDGSP0404	-4	1/4"	6.4	1/4"	19	19	14	450	6526
FDGSP0406	-4	1/4"	6.4	3/8"	19	22	15	450	6526
FDGSP0506	-5	5/16"	7.9	3/8"	19	22	15	350	5076
FDGSP0606	-6	3/8"	9.5	3/8"	19	22	16	450	6526
FDGSP0608	-6	3/8"	9.5	1/2"	14	27	17	450	6526
FDGSP0808	-8	1/2"	12.8	1/2"	14	27	17	415	6019
FDGSP0810	-8	1/2"	12.8	5/8"	14	28	17	415	6019
FDGSP0812	-8	1/2"	12.8	3/4"	14	32	19	415	6019
FDGSP1010	-10	5/8"	16	5/8"	14	28	17	350	5076
FDGSP1012	-10	5/8"	16	3/4"	14	32	20	350	5076
FDGSP1212	-12	3/4"	19	3/4"	14	32	21	350	5076
FDGSP1216	-12	3/4"	19	1"	11	38	22	350	5076
FDGSP1616	-16	1"	25.4	1"	11	38	23	280	4061
FDGSP2020	-20	1.1/4"	31.8	1.1/4"	11	50	26	210	3046

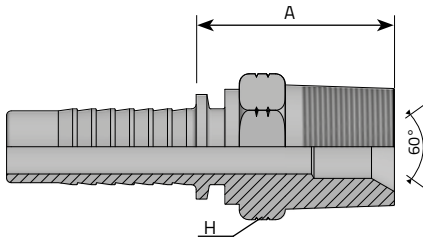
NPTF MALE (1)



MASCHIO NPTF SV 60°
 MÂLE NPTF CÔNE 60°
 AGN 60° INNENKONUS (NPTF)
 MACHO NPTF CONO 60°

Code	Tube		Thread		Dimensions			Pressure	
	D.N.	Hose Inch	Diam mm	T Inch	t/1"	H mm	A mm	Bar	Psi
MNPT0302	-3	3/16"	4.8	1/8"	27	12	22	350	5076
MNPT0304	-3	3/16"	4.8	1/4"	18	15	22	415	6019
MNPT0402	-4	1/4"	6.4	1/8"	27	12	22.5	350	5076
MNPT0404	-4	1/4"	6.4	1/4"	18	15	27	450	6526
MNPT0406	-4	1/4"	6.4	3/8"	18	19	28	450	6526
MNPT0408	-4	1/4"	6.4	1/2"	14	22	34	350	5076
MNPT0504	-5	5/16"	7.9	1/4"	18	15	27	350	5076
MNPT0506	-5	5/16"	7.9	3/8"	18	19	28	350	5076
MNPT0508	-5	5/16"	7.9	1/2"	14	22	28	415	6019
MNPT0604	-6	3/8"	9.5	1/4"	18	15	28	350	5076
MNPT0606	-6	3/8"	9.5	3/8"	18	19	28	450	6526
MNPT0608	-6	3/8"	9.5	1/2"	14	22	34	415	6019
MNPT0806	-8	1/2"	12.8	3/8"	18	19	28	415	6019
MNPT0808	-8	1/2"	12.8	1/2"	14	22	34.5	415	6019
MNPT0812	-8	1/2"	12.8	3/4"	14	27	34.5	415	6019
MNPT1008	-10	5/8"	16	1/2"	14	24	34.5	350	5076
MNPT1012	-10	5/8"	16	3/4"	14	27	36.5	350	5076
MNPT1212	-12	3/4"	19	3/4"	14	27	37	350	5076
MNPT1216	-12	3/4"	19	1"	11.5	36	45	280	4061

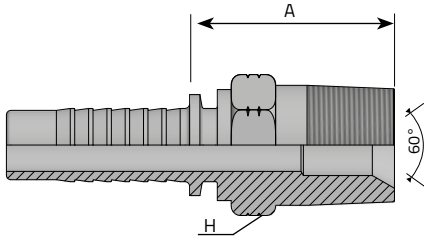
NPTF MALE (2)



MASCHIO NPTF SV 60°
 MÂLE NPTF CÔNE 60°
 AGN 60° INNENKONUS (NPTF)
 MACHO NPTF CONO 60°

Code	Tube		Thread		Dimensions			Pressure	
	D.N.	Hose	Diam	T	t/1"	H	A	Bar	Psi
	Inch		mm	Inch		mm	mm		
MNPT1612	-16	1"	25.4	3/4"	14	32	38	280	4061
MNPT1616	-16	1"	25.4	1"	11.5	36	46	280	4061
MNPT1620	-16	1"	25.4	1.1/4"	11.5	46	45.5	210	3046
MNPT2020	-20	1.1/4"	31.8	1.1/4"	11.5	46	46	210	3046
MNPT2024	-20	1.1/4"	31.8	1.1/2"	11.5	50	47	185	2683
MNPT2424	-24	1.1/2"	38.1	1.1/2"	11.5	50	47.3	185	2683
MNPT3232	-32	2"	50.8	2"	11.5	65	57	165	2393

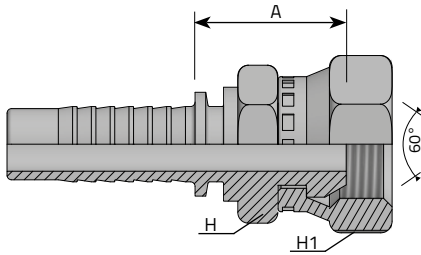
NPTF MALE - LONG NOSE



MASCHIO NPTF SV 60°
 MÂLE NPTF CÔNE 60°
 AGN 60° INNENKONUS (NPTF)
 MACHO NPTF CONO 60°

Code	Tube			Thread		Dimensions		Pressure	
	D.N.	Hose	Diam	T	t/1"	H	A	Bar	Psi
	Inch		mm	Inch		mm	mm		
MNPT0404LN	-4	1/4"	6.4	1/4"	18	15	37	450	6526
MNPT0406LN	-4	1/4"	6.4	3/8"	18	19	38	450	6526
MNPT0604LN	-6	3/8"	9.5	1/4"	18	15	38	450	6526
MNPT0606LN	-6	3/8"	9.5	3/8"	18	19	38	450	6526

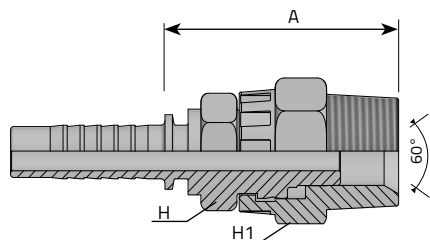
NPSM FEMALE



FEMMINA NPSM
 FEMELLE DROIT NPSM
 DKR-F FLACHDICHTEND (NPSM-GEWINDE)
 HEMBRA RECTA NPSM

Code	Tube			Thread		Dimensions			Pressure	
	D.N.	Hose	Diam	T	t/1"	H	H1	A	Bar	Psi
	Inch		mm	Inch		mm	mm	mm		
FNPSM0404	-4	1/4"	6.4	1/4"	18	19	19	24		
FNPSM0606	-6	3/8"	9.5	3/8"	18	22	22	26.5		
FNPSM0808	-8	1/2"	12.8	1/2"	14	22	27	29		
FNPSM1212	-12	3/4"	19	3/4"	14	27	32	37		
FNPSM1616	-16	1"	25.4	1"	11.5	32	38	40.5		
FNPSM2020	-20	1.1/4"	31.8	1.1/4"	11.5	50	-	-		

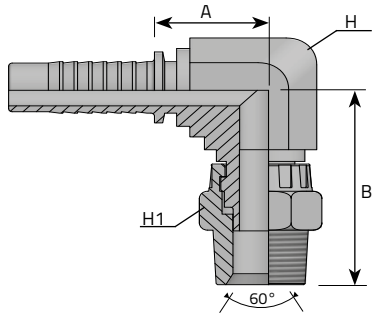
NPTF SWIVEL MALE



MASCHIO NPTF GIREVOLE SV 60°
 MÂLE NPTF CÔNE 60°
 AGN 60° INNENKONUS (NPTF-GEWINDE)
 MACHO NPTF GIRATORIO CONO 60°

Code	Tube			Thread		Dimensions			Pressure	
	D.N.	Hose	Diam	T	t/1"	H	H1	A	Bar	Psi
	Inch		mm	Inch		mm	mm	mm		
MNPT0404SW	-4	1/4"	6.4	1/4"	18					
MNPT0406SW	-4	1/4"	6.4	3/8"	18					
MNPT0604SW	-6	3/8"	9.5	1/4"	18					
MNPT0606SW	-6	3/8"	9.5	3/8"	18					
MNPT0608SW	-6	3/8"	9.5	1/2"	14					
MNPT0806SW	-8	1/2"	12.8	3/8"	18					
MNPT0808SW	-8	1/2"	12.8	1/2"	14					
MNPT1212SW	-12	3/4"	19	3/4"	14					
MNPT1616SW	-16	1"	25.4	1"	11.5					

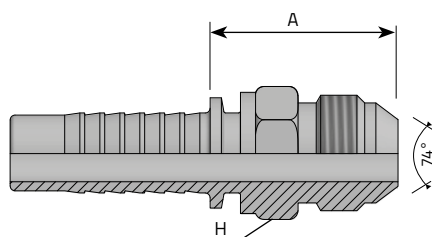
NPTF SWIVEL MALE 90° ELBOW (COMPACT FORGED)



MASCHIO 90° NPTF GIREVOLE SV 60° COMPATTA
 MÂLE 90° NPTF COMPACTE CÔNE 60°
 AGN 90° KOMPAKT 60° INNENKONUS (NPTF-GEWINDE)
 MACHO NPTF GIRATORIO A 90° CONO 60° COMPACTA

Code	Tube			Thread		Dimensions				Pressure	
	D.N.	Hose	Diam	T	t/1"	H	H1	B	A	Bar	Psi
	Inch		mm	Inch		mm	mm	mm	mm		
M90NPT0404SW	-4	1/4"	6.4	1/4"	18						
M90NPT0406SW	-4	1/4"	6.4	3/8"	18						
M90NPT0604SW	-6	3/8"	9.5	1/4"	18						
M90NPT0606SW	-6	3/8"	9.5	3/8"	18						
M90NPT0608SW	-6	3/8"	9.5	1/2"	14						
M90NPT0806SW	-8	1/2"	12.8	3/8"	18						
M90NPT0808SW	-8	1/2"	12.8	1/2"	14						
M90NPT1212SW	-12	3/4"	19	3/4"	14						
M90NPT1616SW	-16	1"	25.4	1"	11.5						

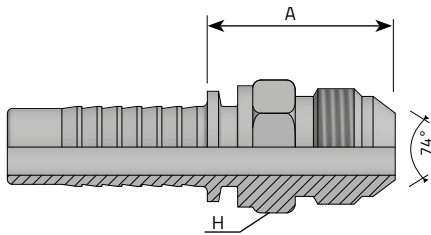
JIC 37° MALE (1)



MASCHIO JIC SV 37°
 MÂLE JIC CÔNE 37°
 AGJ 37° JIC AUSSENKONUS (UNF – GEWINDE)
 MACHO JIC CONO 37°(E)

Code	Tube			Thread		Dimensions		Pressure	
	D.N.	Hose	Diam	T	t/1"	H	A	Bar	Psi
	Inch		mm	Inch		mm	mm		
MJ0304	-3	3/16"	4.8	7/16"	20	12	27	415	6019
MJ0305	-3	3/16"	4.8	1/2"	20	14	27	415	6019
MJ0404	-4	1/4"	6.4	7/16"	20	12	27	450	6526
MJ0405	-4	1/4"	6.4	1/2"	20	14	27	450	6526
MJ0406	-4	1/4"	6.4	9/16"	18	15	28	450	6526
MJ0505	-5	5/16"	7.9	1/2"	20	14	27	350	5076
MJ0506	-5	5/16"	7.9	9/16"	18	15	28	350	5076
MJ0507	-5	5/16"	7.9	5/8"	18	17	29.5	-	-
MJ0508	-5	5/16"	7.9	3/4"	16	19	29.5	350	5076
MJ0606	-6	3/8"	9.5	9/16"	18	15	28	450	6526
MJ0607	-6	3/8"	9.5	5/8"	18	17	29.5	-	-
MJ0608	-6	3/8"	9.5	3/4"	16	19	30.5	415	6019
MJ0610	-6	3/8"	9.5	7/8"	14	24	34.5	350	5076
MJ0808	-8	1/2"	12.8	3/4"	16	19	31	415	6019
MJ0810	-8	1/2"	12.8	7/8"	14	24	35	350	5076
MJ0812	-8	1/2"	12.8	1.1/16"	12	27	39.5	350	5076
MJ1010	-10	5/8"	16	7/8"	14	24	35	350	5076

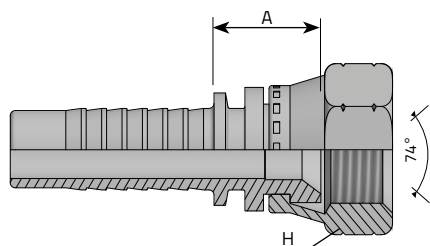
JIC 37° MALE (2)



MASCHIO JIC SV 37°
 MÂLE JIC CÔNE 37°
 AGJ 37° JIC AUSSENKONUS (UNF – GEWINDE)
 MACHO JIC CONO 37°(E)

Code	Tube		Diam	Thread		Dimensions		Pressure	
	D.N.	Hose		T	t/1"	H	A	Bar	Psi
	Inch	mm	Inch		mm	mm			
MJ1012	16	5/8"	10	1.1/16"	12	27	39.5	350	5076
MJ1210	20	3/4"	12	7/8"	14	27	37	350	5076
MJ1212	20	3/4"	12	1.1/16"	12	27	40.5	350	5076
MJ1214	20	3/4"	12	1.3/16"	12	32	41.5	280	4061
MJ1216	20	3/4"	12	1.5/16"	12	34	41.5	280	4061
MJ1612	25	1"	16	1.1/16"	12	32	41.5	280	4061
MJ1616	25	1"	16	1.5/16"	12	34	42.5	280	4061
MJ1620	25	1"	16	1.5/8"	12	42	45	280	4061
MJ2020	32	1.1/4"	20	1.5/8"	12	42	45.5	210	3046
MJ2024	32	1.1/4"	20	1.7/8"	12	50	52.5	140	2030
MJ2424	40	1.1/2"	24	1.7/8"	12	50	52.5	140	2030
MJ3232	50	2"	32	2.1/2"	12	65	62	105	1523

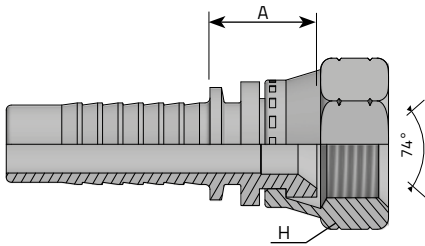
JIC 37° FEMALE (1)



FEMMINA DIRITTA JIC SV 37°
 FEMELLE DROIT JIC CÔNE 37°
 DKJ 37° JIC DICHTKOPF (UNF – GEWINDE)
 HEMBRA GIRATORIA JIC CONO 37°

Code	Tube			Thread		Dimensions			Pressure	
	D.N.	Hose	Diam	T	t/1"	H	A	Bar	Psi	
	Inch		mm	Inch		mm	mm			
FDJ0304	-3	3/16"	4.8	7/16"	20	15	15	350	5076	
FDJ0305	-3	3/16"	4.8	1/2"	20	17	15	350	5076	
FDJ0404	-4	1/4"	6.4	7/16"	20	15	15	350	5076	
FDJ0405	-4	1/4"	6.4	1/2"	20	17	16	350	5076	
FDJ0406	-4	1/4"	6.4	9/16"	18	19	16	250	3626	
FDJ0505	-5	5/16"	7.9	1/2"	20	17	16	350	5076	
FDJ0506	-5	5/16"	7.9	9/16"	18	19	16	250	3626	
FDJ0507	-5	5/16"	7.9	5/8"	18	22	17	-	-	
FDJ0508	-5	5/16"	7.9	3/4"	16	24	17	250	3626	
FDJ0606	-6	3/8"	9.5	9/16"	18	19	16.5	250	3626	
FDJ0607	-6	3/8"	9.5	5/8"	18	22	17	-	-	
FDJ0608	-6	3/8"	9.5	3/4"	16	24	17	250	3626	
FDJ0610	-6	3/8"	9.5	7/8"	14	27	18.5	200	2901	
FDJ0808	-8	1/2"	12.8	3/4"	16	24	18	250	3626	
FDJ0810	-8	1/2"	12.8	7/8"	14	27	19	200	2901	
FDJ0812	-8	1/2"	12.8	1.1/16"	12	32	22	200	2901	
FDJ1010	-10	5/8"	16	7/8"	14	27	19.5	200	2901	

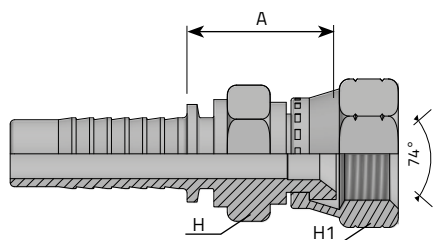
JIC 37° FEMALE (2)



FEMMINA DIRITTA JIC SV 37°
 FEMELLE DROIT JIC CÔNE 37°
 DKJ 37° JIC DICHTKOPF (UNF – GEWINDE)
 HEMBRA GIRATORIA JIC CONO37°

Code	Tube			Thread		Dimensions		Pressure	
	D.N.	Hose	Diam	T	t/1"	H	A	Bar	Psi
	Inch		mm	Inch		mm	mm		
FDJ1012	-10	5/8"	16	1.1/16"	12	32	22.5	200	2901
FDJ1210	-12	3/4"	19	7/8"	14	27	20	200	2901
FDJ1212	-12	3/4"	19	1.1/16"	12	32	23	200	2901
FDJ1214	-12	3/4"	19	1.3/16"	12	36	23	160	2320
FDJ1216	-12	3/4"	19	1.5/16"	12	41	23	160	2320
FDJ1612	-16	1"	25.4	1.1/16"	12	32	24	200	2901
FDJ1616	-16	1"	25.4	1.5/16"	12	41	24.5	160	2320
FDJ1620	-16	1"	25.4	1.5/8"	12	50	28.5	125	1813
FDJ2020	-20	1.1/4"	31.8	1.5/8"	12	50	29	125	1813
FDJ2024	-20	1.1/4"	31.8	1.7/8"	12	55	31	100	1450
FDJ2424	-24	1.1/2"	38.1	1.7/8"	12	55	31	100	1450

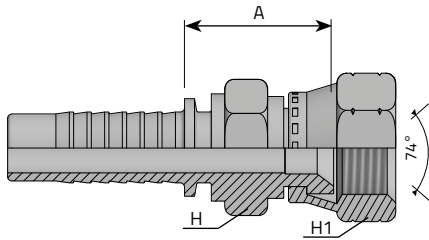
JIC 37° FEMALE (DOUBLE HEXAGON) (1)



FEMMINA DIRITTA JIC SV 74° DOPPIO ESAGONO
 FEMELLE DROIT JIC CÔNE 74° - DOUBLE HEXAGON
 DKJ 74° KONUS MIT KONTERSECHSKANT
 HEMBRA GIRATORIA JIC CONO 74° DOBLE HEXAGONO

Code	Tube			Thread		Dimensions			Pressure	
	D.N.	Hose	Diam	T	t/1"	H	H1	A	Bar	Psi
	Inch	mm	Inch		mm	mm	mm			
FDJ0404GIR	-4	1/4"	6.4	7/16"	20	14	15	23.5	350	5076
FDJ0405GIR	-4	1/4"	6.4	1/2"	20	14	17	24	350	5076
FDJ0406GIR	-4	1/4"	6.4	9/16"	18	17	19	25.7	250	3626
FDJ0505GIR	-5	5/16"	7.9	1/2"	20	-	-	-	-	-
FDJ0506GIR	-5	5/16"	7.9	9/16"	18	17	19	25.2	250	3626
FDJ0605GIR	-6	3/8"	9.5	1/2"	20	17	17	22.5	-	-
FDJ0606GIR	-6	3/8"	9.5	9/16"	18	17	19	25.2	250	3626
FDJ0608GIR	-6	3/8"	9.5	3/4"	16	19	24	27.3	250	3626
FDJ0610GIR	-6	3/8"	9.5	7/8"	14	22	27	28.5	-	-
FDJ0612GIR	-6	3/8"	9.5	1.1/16"	12	27	32	33.5	-	-
FDJ0806GIR	-8	1/2"	12.8	9/16"	18	19	19	23.5	-	-
FDJ0808GIR	-8	1/2"	12.8	3/4"	16	22	24	27.8	250	3626
FDJ0810GIR	-8	1/2"	12.8	7/8"	14	22	27	29.5	200	2900
FDJ0812GIR	-8	1/2"	12.8	1.1/16"	12	27	32	34	-	-
FDJ0816GIR	-8	1/2"	12.8	1.5/16"	12	32	38	36	-	-
FDJ1010GIR	-10	5/8"	16	7/8"	14	24	27	29.5	200	2900
FDJ1012GIR	-10	5/8"	16	1.1/16"	12	27	32	34	-	-
FDJ1014GIR	-10	5/8"	16	1.3/16"	12	27	32	32.5	200	2900

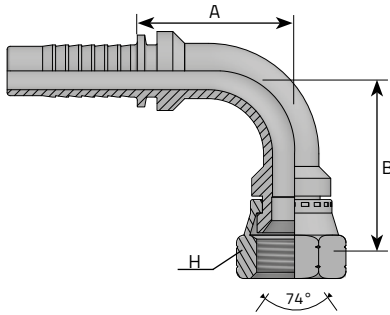
JIC 37° FEMALE (DOUBLE HEXAGON) (2)



FEMMINA DIRITTA JIC SV 74° DOPPIO ESAGONO
 FEMELLE DROIT JIC CÔNE 74° - DOUBLE HEXAGON
 DKJ 74° KONUS MIT KONTERSECHSKANT
 HEMBRA GIRATORIA JIC CONO74° DOBLE HEXAGONO

Code	Tube			Thread		Dimensions			Pressure	
	D.N.	Hose	Diam	T	t/1"	H	H1	A	Bar	Psi
	Inch		mm	Inch		mm	mm	mm		
FDJ1210GIR	-12	3/4"	19	7/8"	14	27	27	35.3	-	-
FDJ1212GIR	-12	3/4"	19	1.1/16"	12	27	32	35	200	2900
FDJ1214GIR	-12	3/4"	19	1.3/16"	12	30	36	31	-	-
FDJ1216GIR	-12	3/4"	19	1.5/16"	12	32	38	36	-	-
FDJ1612GIR	-16	1"	25.4	1.1/16"	12	32	32	38	-	-
FDJ1614GIR	-16	1"	25.4	1.3/16"	12	30	36	31	-	-
FDJ1616GIR	-16	1"	25.4	1.5/16"	12	32	41	36	160	2320
FDJ1620GIR	-16	1"	25.4	1.5/8"	12	-	-	-	-	-
FDJ2020GIR	-20	1.1/4"	31.8	1.5/8"	12	41	50	49.6	-	-

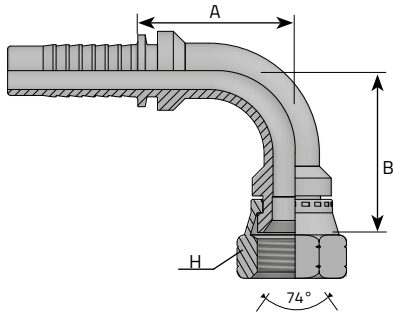
JIC 37° FEMALE - 90° ELBOW (1)



FEMMINA 90° JIC SV 37°
 FEMELLE 90° JIC CÔNE 37°
 DKJ 90° BOGEN 37° JIC DICHTKOPF (UNF)
 HEMBRA GIRATORIA A 90° JIC CONO 37°

Code	Tube			Thread		Dimensions			Pressure	
	D.N.	Hose	Diam	T	t/1"	H	B	A	Bar	Psi
	Inch	mm	Inch			mm	mm	mm		
F90J0304	-3	3/16"	4.8	7/16"	20	15	26	23	350	5076
F90J0305	-3	3/16"	4.8	1/2"	20	17	27	23	350	5076
F90J0404	-4	1/4"	6.4	7/16"	20	15	26	23	350	5076
F90J0405	-4	1/4"	6.4	1/2"	20	17	27	23	350	5076
F90J0406	-4	1/4"	6.4	9/16"	18	19	27	23	250	3626
F90J0505	-5	5/16"	7.9	1/2"	20	17	32	31.5	350	5076
F90J0506	-5	5/16"	7.9	9/16"	18	19	32	31.5	250	3626
F90J0507	-5	5/16"	7.9	5/8"	18	22	32.5	31.5	-	-
F90J0508	-5	5/16"	7.9	3/4"	16	24	32.5	31.5	250	3626
F90J0606	-6	3/8"	9.5	9/16"	18	19	35	33	250	3626
F90J0607	-6	3/8"	9.5	5/8"	18	22	35.5	33	-	-
F90J0608	-6	3/8"	9.5	3/4"	16	24	36.5	33	250	3626
F90J0610	-6	3/8"	9.5	7/8"	14	27	39.5	33	200	2901
F90J0808	-8	1/2"	12.8	3/4"	16	24	41	39	250	3626
F90J0810	-8	1/2"	12.8	7/8"	14	27	42.5	39	200	2901
F90J0812	-8	1/2"	12.8	1.1/16"	12	32	50	39	200	2901
F90J1010	-10	5/8"	16	7/8"	14	27	50	49	200	2901

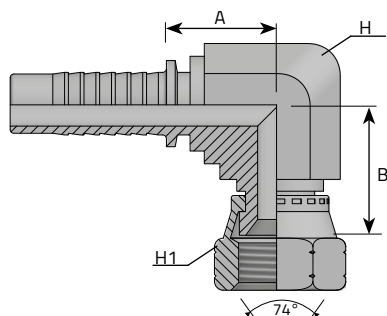
JIC 37° FEMALE - 90° ELBOW (2)



FEMMINA 90° JIC SV 37°
 FEMELLE 90° JIC CÔNE 37°
 DKJ 90° BOGEN 37° JIC DICHTKOPF (UNF)
 HEMBRA GIRATORIA A 90° JIC CONO 37°

Code	Tube		Thread		Dimensions			Pressure		
	D.N.	Hose	Diam	T	t/1"	H	B	A	Bar	Psi
	Inch		mm	Inch		mm	mm	mm		
F90J1012	-10	5/8"	16	1.1/16"	12	32	55	49	200	2901
F90J1210	-12	3/4"	19	7/8"	14	27	58	53.5	200	2901
F90J1212	-12	3/4"	19	1.1/16"	12	32	58	53.5	200	2901
F90J1214	-12	3/4"	19	1.3/16"	12	36	61	53.5	160	2320
F90J1216	-12	3/4"	19	1.5/16"	12	41	62.5	53.5	160	2320
F90J1612	-16	1"	25.4	1.1/16"	12	32	80	69	200	2901
F90J1616	-16	1"	25.4	1.5/16"	12	41	69.5	73	160	2320
F90J1620	-16	1"	25.4	1.5/8"	12	50	78.5	73	125	1813
F90J2020	-20	1.1/4"	31.8	1.5/8"	12	50	91.5	89	125	1813
F90J2024	-20	1.1/4"	31.8	1.7/8"	12	55	99	89	100	1450
F90J2424	-24	1.1/2"	38.1	1.7/8"	12	55	112.5	101	100	1450

JIC 37° FEMALE 90° ELBOW (COMPACT FORGED)

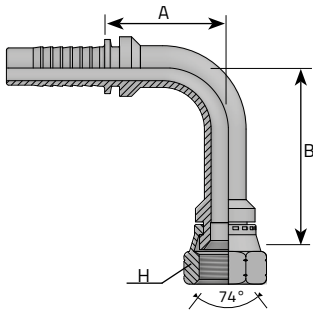


FEMMINA 90° JIC SV74° COMPATTA
 FEMELLE 90° JIC COMPACTE CÔNE 60°
 DKJ 90° KOMPAKT
 HEMBRA GIRATORIA A 90° JIC COMPACTA

*: thrust wire nut / dado spinato / écrou à jonc / gestiftete Überwurf mutter / tuerca con seguro

Code	Tube			Thread		Dimensions				Pressure	
	D.N.	Hose	Diam	T	t/1"	H	H1	B	A	Bar	Psi
	Inch	mm	Inch		mm	mm	mm	mm	mm		
F90J0404K	-4	1/4"	6.4	7/16"	20	14	15	21.5	19	350	5076
F90J0406K	-4	1/4"	6.4	9/16"	18	14	19	23	19	250	3626
F90J0606K	-6	3/8"	9.5	9/16"	18	19	19	25	22	250	3626
F90J0608K	-6	3/8"	9.5	3/4"	16	19	24	28	22.5	250	3626
F90J0808K	-8	1/2"	12.8	3/4"	16	22	24	28	24	250	3626
* F90J1212K	-12	3/4"	19	1.1/16"	12	27	32	36	25	200	2901
* F90J1616K	-16	1"	25.4	1.5/16"	12	33	41	41.5	32.5	160	2320

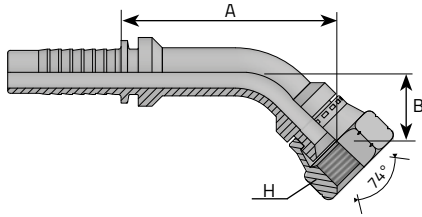
JIC 37° FEMALE - 90° ELBOW (LONG DROP)



FEMMINA 90° JIC SV 37° LONG DROP
 FEMELLE 90° JIC CÔNE 37°
 DKJ 90° BOGEN 37° JIC DICHTKOPF (UNF)
 HEMBRA GIRATORIA A 90° JIC CONO 37° (LONG DROP)

Code	Tube		Thread			Dimensions			Pressure	
	D.N.	Hose	Diam	T	t/1"	H	B	A	Bar	Psi
	Inch		mm	Inch		mm	mm	mm		
F90J0404LD	-4	1/4"	6.4	7/16"	20	17	45	28.5	350	5076
F90J0405LD	-4	1/4"	6.4	1/2"	20	17	45	28.5	350	5076
F90J0406LD	-4	1/4"	6.4	9/16"	18	19	55.5	29.5	250	3626
F90J0606LD	-6	3/8"	9.5	9/16"	18	19	55	35.5	250	3626
F90J0608LD	-6	3/8"	9.5	3/4"	16	22	61.5	36.5	250	3626
F90J0808LD	-8	1/2"	12.8	3/4"	16	22	62.5	40.5	250	3626
F90J0810LD	-8	1/2"	12.8	7/8"	14	27	65	45	200	2901
F90J1010LD	-10	5/8"	16	7/8"	14	27	65.5	53.5	200	2901
F90J1212LD	-12	3/4"	19	1.1/16"	12	32	94.5	62	200	2901
F90J1616LD	-16	1"	25.4	1.5/16"	12	38	110	77	160	2320

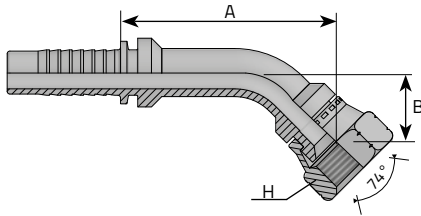
JIC 37° FEMALE - 45° ELBOW (1)



FEMMINA 45° JIC SV 37°
 FEMELLE 45° JIC CÔNE 37°
 DKJ 45° BOGEN 37° JIC DICHTKOPF (UNF)
 HEMBRA GIRATORIA A 45° JIC CONO 37°

Code	Tube			Thread		Dimensions			Pressure	
	D.N.	Hose	Diam	T	t/1"	H	B	A	Bar	Psi
	Inch		mm	Inch		mm	mm	mm		
F45J0304	-3	3/16"	4.8	7/16"	20	15	15	38	350	5076
F45J0305	-3	3/16"	4.8	1/2"	20	17	17	40	350	5076
F45J0404	-4	1/4"	6.4	7/16"	20	15	15	38	350	5076
F45J0405	-4	1/4"	6.4	1/2"	20	17	17	40	350	5076
F45J0406	-4	1/4"	6.4	9/16"	18	19	16.5	39.5	250	3626
F45J0505	-5	5/16"	7.9	1/2"	20	17	17	40	350	5076
F45J0506	-5	5/16"	7.9	9/16"	18	19	18.5	49.5	250	3626
F45J0507	-5	5/16"	7.9	5/8"	18	22	19	50	-	-
F45J0508	-5	5/16"	7.9	3/4"	16	24	19.5	50.5	250	3626
F45J0606	-6	3/8"	9.5	9/16"	18	19	18	53	250	3626
F45J0607	-6	3/8"	9.5	5/8"	18	22	19	54	-	-
F45J0608	-6	3/8"	9.5	3/4"	16	24	19	54	250	3626
F45J0610	-6	3/8"	9.5	7/8"	14	27	21	56	200	2901
F45J0808	-8	1/2"	12.8	3/4"	16	24	20	62	200	2901
F45J0810	-8	1/2"	12.8	7/8"	14	27	21	63	200	2901
F45J0812	-8	1/2"	12.8	1.1/16"	12	32	22	64	200	2901
F45J1010	-10	5/8"	16	7/8"	14	27	22	60	200	2901

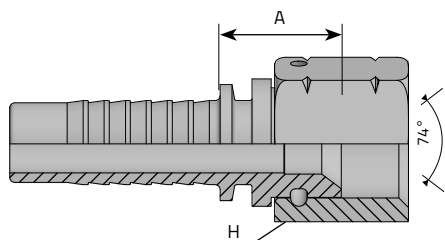
JIC 37° FEMALE - 45° ELBOW (2)



FEMMINA 45° JIC SV 37°
 FEMELLE 45° JIC CÔNE 37°
 DKJ 45° BOGEN 37° JIC DICHTKOPF (UNF)
 HEMBRA GIRATORIA A 45° JIC CONO 37°

Code	Tube			Thread		Dimensions			Pressure	
	D.N.	Hose	Diam	T	t/1"	H	B	A	Bar	Psi
	Inch	mm	Inch			mm	mm	mm		
F45J1012	-10	5/8"	16	1.1/16"	12	32	25	63	200	2901
F45J1210	-12	3/4"	19	7/8"	14	27	29	62	200	2901
F45J1212	-12	3/4"	19	1.1/16"	12	32	29	62	200	2901
F45J1214	-12	3/4"	19	1.3/16"	12	36	29	63	160	2320
F45J1216	-12	3/4"	19	1.5/16"	12	41	29	63	160	2320
F45J1612	-16	1"	25.4	1.1/16"	12	32	39.5	100	200	2901
F45J1616	-16	1"	25.4	1.5/16"	12	41	39.5	88.5	160	2320
F45J1620	-16	1"	25.4	1.5/8"	12	50	38.5	89.5	125	1813
F45J2020	-20	1.1/4"	31.8	1.5/8"	12	50	44	101	125	1813
F45J2024	-20	1.1/4"	31.8	1.7/8"	12	55	45	103	100	1450
F45J2424	-24	1.1/2"	38.1	1.7/8"	12	55	45	118	100	1450

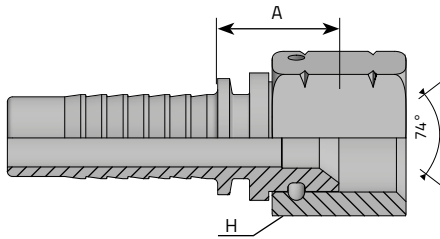
JIC 37° FEMALE - THRUST WIRE NUT (1)



FEMMINA DIRITTA JIC SV 37° DADO SPINATO
 FEMELLE DROIT JIC CÔNE 37° (ÉCROU À JONC)
 DKJ 37° JIC DICHTKOPF (UNF-GEWINDE) + GESTIFTETE ÜBERWURFMUTTER
 HEMBRA GIRATORIA JIC CONO 37° (TUERCA CON SEGURO)

Code	Tube			Thread		Dimensions		Pressure	
	D.N.	Hose	Diam	T	t/1"	H	A	Bar	Psi
	Inch	mm	Inch	Inch	mm	mm			
FDJ0304SP	-3	3/16"	4.8	7/16"	20	17	15	350	5076
FDJ0305SP	-3	3/16"	4.8	1/2"	20	17	15	350	5076
FDJ0404SP	-4	1/4"	6.4	7/16"	20	17	15	350	5076
FDJ0405SP	-4	1/4"	6.4	1/2"	20	17	16	350	5076
FDJ0406SP	-4	1/4"	6.4	9/16"	18	19	16	250	3626
FDJ0505SP	-5	5/16"	7.9	1/2"	20	17	16	350	5076
FDJ0506SP	-5	5/16"	7.9	9/16"	18	19	16	250	3626
FDJ0508SP	-5	5/16"	7.9	3/4"	16	24	17	250	3626
FDJ0606SP	-6	3/8"	9.5	9/16"	18	19	16.5	250	3626
FDJ0608SP	-6	3/8"	9.5	3/4"	16	24	17	250	3626
FDJ0610SP	-6	3/8"	9.5	7/8"	14	27	18.5	200	2901
FDJ0808SP	-8	1/2"	12.8	3/4"	16	24	18	250	3626
FDJ0810SP	-8	1/2"	12.8	7/8"	14	27	19	200	2901
FDJ0812SP	-8	1/2"	12.8	1.1/16"	12	32	22	200	2901
FDJ1010SP	-10	5/8"	16	7/8"	14	27	19.5	200	2901
FDJ1012SP	-10	5/8"	16	1.1/16"	12	32	22.5	200	2901

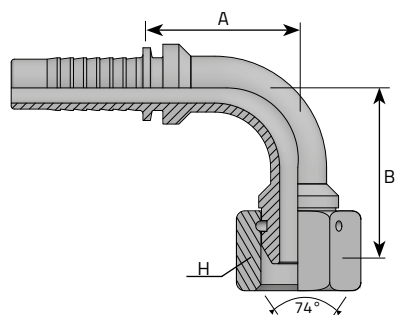
JIC 37° FEMALE - THRUST WIRE NUT (2)



FEMMINA DIRITTA JIC SV 37° DADO SPINATO
 FEMELLE DROIT JIC CÔNE 37° (ÉCROU À JONC)
 DKJ 37° JIC DICHTKOPF (UNF-GEWINDE) + GESTIFTETE ÜBERWURFMUTTER
 HEMBRA GIRATORIA JIC CONO 37° (TUERCA CON SEGURO)

Code	Tube			Thread		Dimensions		Pressure	
	D.N.	Hose	Diam	T	t/1"	H	A	Bar	Psi
	Inch		mm	Inch		mm	mm		
FDJ1210SP	-12	3/4"	19	7/8"	14	27	20	200	2901
FDJ1212SP	-12	3/4"	19	1.1/16"	12	32	23	200	2901
FDJ1216SP	-12	3/4"	19	1.5/16"	12	41	23	160	2320
FDJ1612SP	-16	1"	25.4	1.1/16"	12	32	24	200	2901
FDJ1616SP	-16	1"	25.4	1.5/16"	12	41	24.5	160	2320
FDJ1620SP	-16	1"	25.4	1.5/8"	12	50	28.5	125	1813
FDJ2020SP	-20	1.1/4"	31.8	1.5/8"	12	50	29	125	1813
FDJ2024SP	-20	1.1/4"	31.8	1.7/8"	12	55	31	100	1450
FDJ2424SP	-24	1.1/2"	38.1	1.7/8"	12	55	31	100	1450
FDJ2432SP	-24	1.1/2"	38.1	2.1/2"	12	70	31.5	80	1160
FDJ3232SP	-32	2"	50.8	2.1/2"	12	70	33	80	1160

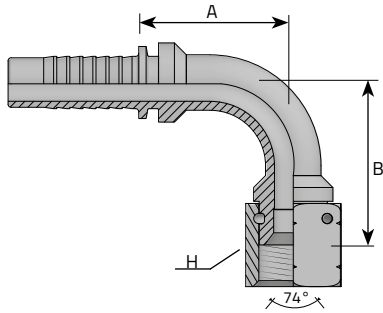
JIC 37° FEMALE -90° ELBOW - THRUST WIRE NUT (1)



FEMMINA 90° JIC SV 37° CON DADO SPINATO
 FEMELLE 90° JIC CÔNE 37° (ÉCROU À JONC)
 DKJ 90° BOGEN 37° JIC DICHTKOPF (UNF) + GESTIFTETE ÜBERWURFMUTTER
 HEMBRA GIRATORIA JIC CODO 90° CONO 37° (TUERCA CON SEGURO)

Code	Tube			Thread		Dimensions			Pressure	
	D.N.	Hose	Diam	T	t/1"	H	B	A	Bar	Psi
	Inch		mm	Inch		mm	mm	mm		
F90J0304SP	-3	3/16"	4.8	7/16"	20	17	26	23	350	5076
F90J0305SP	-3	3/16"	4.8	1/2"	20	17	27	23	350	5076
F90J0404SP	-4	1/4"	6.4	7/16"	20	17	26	23	350	5076
F90J0405SP	-4	1/4"	6.4	1/2"	20	17	27	23	350	5076
F90J0406SP	-4	1/4"	6.4	9/16"	18	19	27	23	250	3626
F90J0505SP	-5	5/16"	7.9	1/2"	20	17	32	31.5	350	5076
F90J0506SP	-5	5/16"	7.9	9/16"	18	19	32	31.5	250	3626
F90J0508SP	-5	5/16"	7.9	3/4"	16	24	32.5	31.5	250	3626
F90J0606SP	-6	3/8"	9.5	9/16"	18	19	35	33	250	3626
F90J0608SP	-6	3/8"	9.5	3/4"	16	24	36.5	33	250	3626
F90J0610SP	-6	3/8"	9.5	7/8"	14	27	39.5	33	200	2901
F90J0808SP	-8	1/2"	12.8	3/4"	16	24	41	39	250	3626
F90J0810SP	-8	1/2"	12.8	7/8"	14	27	42.5	39	200	2901
F90J0812SP	-8	1/2"	12.8	1.1/16"	12	32	50	39	200	2901
F90J1010SP	-10	5/8"	16	7/8"	14	27	50	49	200	2901
F90J1012SP	-10	5/8"	16	1.1/16"	12	32	55	49	200	2901

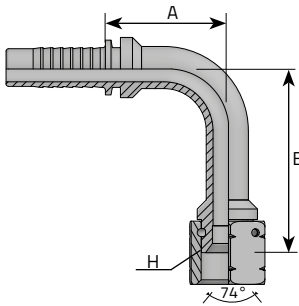
JIC 37° FEMALE - 90° ELBOW - THRUST WIRE NUT (2)



FEMMINA 90° JIC SV 37° CON DADO SPINATO
 FEMELLE 90° JIC CÔNE 37° (ÉCROU À JONC)
 DKJ 90° BOGEN 37° JIC DICHTKOPF (UNF) + GESTIFTETE ÜBERWURFMUTTER
 HEMBRA GIRATORIA JIC CODO 90° CONO 37° (TUERCA CON SEGURO)

Code	Tube		Thread			Dimensions			Pressure	
	D.N.	Hose	Diam	T	t/1"	H	B	A	Bar	Psi
	Inch		mm	Inch		mm	mm	mm		
F90J1210SP	-12	3/4"	19	7/8"	14	27	58	53.5	200	2901
F90J1212SP	-12	3/4"	19	1.1/16"	12	32	58	53.5	200	2901
F90J1216SP	-12	3/4"	19	1.5/16"	12	41	62.5	53.5	160	2320
F90J1612SP	-16	1"	25.4	1.1/16"	12	32	80	69	200	2901
F90J1616SP	-16	1"	25.4	1.5/16"	12	41	69.5	73	160	2320
F90J1620SP	-16	1"	25.4	1.5/8"	12	50	78.5	73	125	1813
F90J2020SP	-20	1.1/4"	31.8	1.5/8"	12	50	91.5	89	125	1813
F90J2024SP	-20	1.1/4"	31.8	1.7/8"	12	55	99	89	100	1450
F90J2424SP	-24	1.1/2"	38.1	1.7/8"	12	55	112.5	101	100	1450
F90J2432SP	-24	1.1/2"	38.1	2.1/2"	12	70	115.5	101	80	1160
F90J3232SP	-32	2"	50.8	2.1/2"	12	70	136	135	80	1160

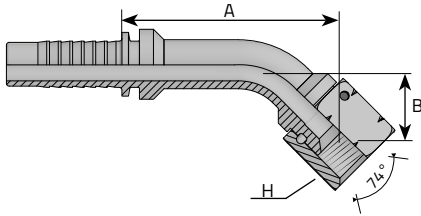
JIC 37° FEMALE- 90° ELBOW LONG DROP - THRUST WIRE NUT



FEMMINA 90° JIC SV 37° CON DADO SPINATO LONG DROP
 FEMELLE 90° JIC CÔNE 37° (ÉCROU À JONC)
 DKJ 90° BOGEN 37° JIC DICHTKOPF(UNF)+GESTIFTETE ÜBERWURFMUTTER
 HEMBRA A 90° JIC CONO 37° (TUERCA CON SEGURO) LONG DROP

Code	Tube			Thread		Dimensions			Pressure	
	D.N.	Hose	Diam	T	t/1"	H	B	A	Bar	Psi
	Inch		mm	Inch		mm	mm	mm		
F90J0404SPLD	-4	1/4"	6.4	7/16"	20	17	45	28.5	350	5076
F90J0405SPLD	-4	1/4"	6.4	1/2"	20	17	45	28.5	350	5076
F90J0406SPLD	-4	1/4"	6.4	9/16"	18	19	55.5	29.5	250	3626
F90J0606SPLD	-6	3/8"	9.5	9/16"	18	19	55	35.5	250	3626
F90J0608SPLD	-6	3/8"	9.5	3/4"	16	24	61.5	36.5	250	3626
F90J0808SPLD	-8	1/2"	12.8	3/4"	16	24	61.5	40.5	250	3626
F90J0810SPLD	-8	1/2"	12.8	7/8"	14	27	65	45	200	2901
F90J1010SPLD	-10	5/8"	16	7/8"	14	27	65.5	53.5	200	2901
F90J1212SPLD	-12	3/4"	19	1.1/16"	12	32	94.5	62	200	2901
F90J1616SPLD	-16	1"	25.4	1.5/16"	12	38	132	77	160	2320

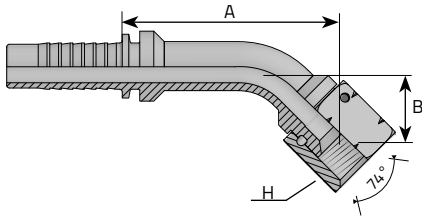
JIC 37° FEMALE - 45° ELBOW - THRUST WIRE NUT (1)



FEMMINA 45° JIC SV 37° CON DADO SPINATO
 FEMELLE 45° JIC CÔNE 37° (ÉCROU À JONC)
 DKJ 45° BOGEN 37° JIC DICHTKOPF (UNF)+GESTIFTETE ÜBERWURFMUTTER
 HEMBRA GIRATORIA A 45° JIC CONO 37° (TUERCA CON SEGURO)

Code	Tube			Thread		Dimensions			Pressure	
	D.N.	Hose	Diam	T	t/1"	H	B	A	Bar	Psi
	Inch		mm	Inch		mm	mm	mm		
F45J0304SP	-3	3/16"	4.8	7/16"	20	17	15	38	350	5076
F45J0305SP	-3	3/16"	4.8	1/2"	20	17	17	40	350	5076
F45J0404SP	-4	1/4"	6.4	7/16"	20	17	15	38	350	5076
F45J0405SP	-4	1/4"	6.4	1/2"	20	17	17	40	350	5076
F45J0406SP	-4	1/4"	6.4	9/16"	18	19	16.5	39.5	250	3626
F45J0505SP	-5	5/16"	7.9	1/2"	20	17	17	40	350	5076
F45J0506SP	-5	5/16"	7.9	9/16"	18	19	18.5	49.5	250	3626
F45J0508SP	-5	5/16"	7.9	3/4"	16	24	19.5	50.5	250	3626
F45J0606SP	-6	3/8"	9.5	9/16"	18	19	18	53	250	3626
F45J0608SP	-6	3/8"	9.5	3/4"	16	24	19	54	250	3626
F45J0610SP	-6	3/8"	9.5	7/8"	14	27	21	56	200	2901
F45J0808SP	-8	1/2"	12.8	3/4"	16	24	20	62	200	2901
F45J0810SP	-8	1/2"	12.8	7/8"	14	27	21	63	200	2901
F45J0812SP	-8	1/2"	12.8	1.1/16"	12	32	22	64	200	2901
F45J1010SP	-10	5/8"	16	7/8"	14	27	22	60	200	2901
F45J1012SP	-10	5/8"	16	1.1/16"	12	32	25	63	200	2901

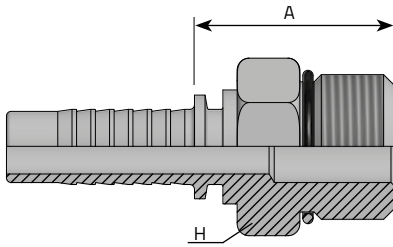
JIC 37° FEMALE - 45° ELBOW - THRUST WIRE NUT (2)



FEMMINA 45° JIC SV 37° CON DADO SPINATO
 FEMELLE 45° JIC CÔNE 37° (ÉCROU À JONC)
 DKJ 45° BOGEN 37° JIC DICHTKOPF (UNF)+GESTIFTETE ÜBERWURFMUTTER
 HEMBRA GIRATORIA A 45° JIC CONO 37° (TUERCA CON SEGURO)

Code	Tube			Thread		Dimensions			Pressure	
	D.N.	Hose	Diam	T	t/1"	H	B	A	Bar	Psi
	Inch		mm	Inch		mm	mm	mm		
F45J1210SP	-12	3/4"	19	7/8"	14	27	29	62	200	2901
F45J1212SP	-12	3/4"	19	1.1/16"	12	32	29	62	200	2901
F45J1216SP	-12	3/4"	19	1.5/16"	12	41	29	63	160	2320
F45J1612SP	-16	1"	25.4	1.1/16"	12	32	39.5	100	200	2901
F45J1616SP	-16	1"	25.4	1.5/16"	12	41	39.5	88.5	160	2320
F45J1620SP	-16	1"	25.4	1.5/8"	12	50	38.5	89.5	125	1813
F45J2020SP	-20	1.1/4"	31.8	1.5/8"	12	50	44	101	125	1813
F45J2024SP	-20	1.1/4"	31.8	1.7/8"	12	55	45	103	100	1450
F45J2424SP	-24	1.1/2"	38.1	1.7/8"	12	55	45	118	100	1450
F45J2432SP	-24	1.1/2"	38.1	2.1/2"	12	70	45.5	121	80	1160
F45J3232SP	-32	2"	50.8	2.1/2"	12	70	65.5	156	80	1160

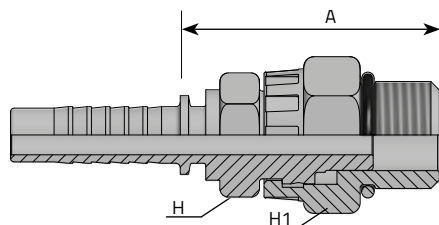
O-RING BOSS MALE



MASCHIO O-RING BOSS
 MÂLE O-RING BOSS
 SAE AUSSENGEWINDE O-RING BOSS
 MACHO FIJO O-RING BOSS (E)

Code	Tube			Thread		Dimensions		Pressure	
	D.N.	Hose	Diam	T	t/1"	H	A	Bar	Psi
		Inch	mm	Inch		mm	mm		
MOB0404	-4	1/4"	6.4	7/16"	20	14	23.5		
MOB0405	-4	1/4"	6.4	1/2"	20	17	25.5		
MOB0406	-4	1/4"	6.4	9/16"	18	17	28		
MOB0606	-6	3/8"	9.5	9/16"	18	17	28		
MOB0608	-6	3/8"	9.5	3/4"	16	22	30.5		
MOB0610	-6	3/8"	9.5	7/8"	14	27	34.5		
MOB0808	-8	1/2"	12.8	3/4"	16	22	31		
MOB0810	-8	1/2"	12.8	7/8"	14	27	35		
MOB0812	-8	1/2"	12.8	1.1/16"	12	32	39		
MOB1008	-10	5/8"	16	3/4"	16	24	31.5		
MOB1010	-10	5/8"	16	7/8"	14	27	35		
MOB1012	-10	5/8"	16	1.1/16"	12	32	39		
MOB1212	-12	3/4"	19	1.1/16"	12	32	39		
MOB1216	-12	3/4"	19	1.5/16"	12	38	41.5		
MOB1616	-16	1"	25.4	1.5/16"	12	38	43		
MOB1620	-16	1"	25.4	1.5/8"	12	46	44		
MOB2020	-20	1".1/4	31.8	1.5/8"	12	46	44.5		

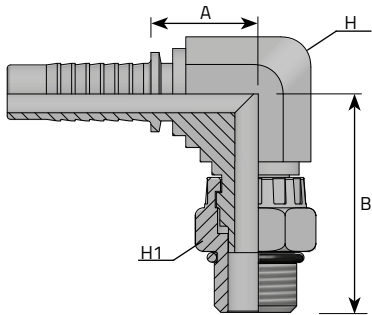
O-RING BOSS SWIVEL MALE



MASCHIO O-RING BOSS GIREVOLE
 MALE O-RING BOSS
 AGJO SAE O-RING DREHBAR
 MACHO O-RING BOSS GIRATORIO

Code	Tube			Thread	Dimensions			Pressure			
	D.N.	Hose	Diam		T	t/1"	H	H1	A	Bar	Psi
	Inch	mm	Inch		mm	mm	mm	mm			
MOB0404SW	-4	1/4"	6.4	7/16"	20						
MOB0406SW	-4	1/4"	6.4	9/16"	18						
MOB0606SW	-6	3/8"	9.5	9/16"	18						
MOB0608SW	-6	3/8"	9.5	3/4"	16						
MOB0808SW	-8	1/2"	12.8	3/4"	16						
MOB0810SW	-8	1/2"	12.8	7/8"	14						
MOB0812SW	-8	1/2"	12.8	1.1/16"	12						
MOB1010SW	-10	5/8"	16	7/8"	14						
MOB1212SW	-12	3/4"	19	1.1/16"	12						

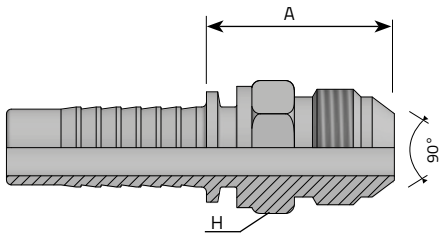
90° SAE SWIVEL MALE O-RING BOSS (COMPACT FORGED)



MASCHIO 90° O-RING BOSS GIREVOLE COMPATTA
 MÂLE 90° O-RING BOSS COMPACTE
 AGJO 90° KOMPAKT BOGEN DREHBAR MIT O-RING
 MACHO O-RING BOSS GIRATORIO A 90° COMPACTO

Code	Tube		Thread		Dimensions				Pressure		
	D.N.	Hose	Diam	T	t/1"	H	H1	B	A	Bar	Psi
	Inch		mm	Inch		mm	mm	mm	mm		
MOB900404SW	-4	1/4"	6.4	7/16"	20						
MOB900406SW	-4	1/4"	6.4	9/16"	18						
MOB900606SW	-6	3/8"	9.5	9/16"	18						
MOB900608SW	-6	3/8"	9.5	3/4"	16						
MOB900808SW	-8	1/2"	12.8	3/4"	16						
MOB900810SW	-8	1/2"	12.8	7/8"	14						
MOB900812SW	-8	1/2"	12.8	1.1/16"	12						
MOB901010SW	-10	5/8"	16	7/8"	14						
MOB901212SW	-12	3/4"	19	1.1/16"	12						

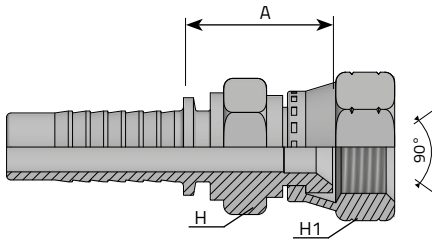
SAE 45° MALE



MASCHIO SAE CONO 45°
 MÂLE SAE CÔNE 45°
 SAE AUSSENGEWINDE 45° KONUS
 MAJO SAE 45°

Code	Tube			Thread		Dimensions			Pressure	
	D.N.	Hose	Diam	T	t/1"	H	A	Bar	Psi	
	Inch	mm	Inch		mm	mm				
MJ0404SV45	-4	1/4"	6.4	7/16"	20	14	25.2	450	6526	
MJ0405SV45	-4	1/4"	6.4	1/2"	20	14	-	450	6526	
MJ0607SV45	-6	3/8"	9.5	5/8"	18	17	29	-	-	
MJ0608SV45	-6	3/8"	9.5	3/4"	16	19	30.5	415	6018	
MJ0808SV45	-8	1/2"	12.8	3/4"	16	19	31	415	6018	
MJ0810SV45	-8	1/2"	12.8	7/8"	14	24	35	350	5076	
MJ1212SV45	-12	3/4"	19	1.1/16"	12	27	40.5	350	5076	

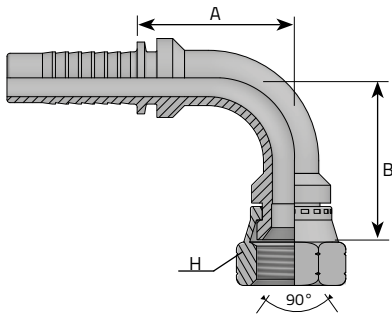
SAE 45° FEMALE (DOUBLE HEXAGON)



FEMMINA SAE DIRITTA CONO 45°
 FEMELLE DROIT SAE CÔNE 45°
 SAE DICHTKOPF 45° KONUS
 HEMBRA GIRATORIA RECTA SAE 45°

Code	Tube			Thread		Dimensions			Pressure	
	D.N.	Hose	Diam	T	t/1"	H	H1	A	Bar	Psi
	Inch		mm	Inch		mm	mm	mm		
FDJ0404GIR45	-4	1/4"	6.4	7/16"	20	14	14	20.7	350	5076
FDJ0405GIR45	-4	1/4"	6.4	1/2"	20	14	17	21.4	350	5076
FDJ0607GIR45	-6	3/8"	9.5	5/8"	18	17	22	25.2	-	-
FDJ0608GIR45	-6	3/8"	9.5	3/4"	16	19	22	27.3	250	3626
FDJ0808GIR45	-8	1/2"	12.8	3/4"	16	19	22	27.8	250	3626
FDJ0810GIR45	-8	1/2"	12.8	7/8"	14	22	-	29.5	200	2900
FDJ1212GIR45	-12	3/4"	19	1.1/16"	12	27	32	35	200	2900

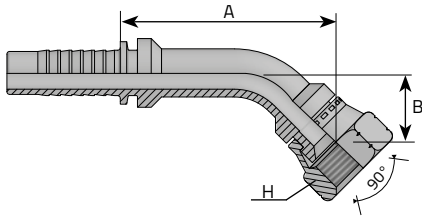
SAE 45° FEMALE - 90° ELBOW



FEMMINA SAE A 90° SV 45°
 FEMELLE 90° SAE CÔNE 45°
 90° SAE DICHTKOPF 45° KONUS
 HEMBRA GIRATORIA A 90° SAE 45°

Code	Tube			Thread		Dimensions			Pressure	
	D.N.	Hose	Diam	T	t/1"	H	B	A	Bar	Psi
	Inch	mm	Inch			mm	mm	mm		
F90J0404SV45	-4	1/4"	6.4	7/16"	20	15	26	23	350	5076
F90J0405SV45	-4	1/4"	6.4	1/2"	20	17	27	23	350	5076
F90J0507SV45	-5	5/16"	7.9	5/8"	18	22	32.5	31.5	-	-
F90J0607SV45	-6	3/8"	9.5	5/8"	18	22	35.5	33	-	-
F90J0608SV45	-6	3/8"	9.5	3/4"	16	24	36.5	33	250	3626
F90J0808SV45	-8	1/2"	12.8	3/4"	16	24	41	39	250	3626
F90J1212SV45	-12	3/4"	19	1.1/16"	12	32	58	53.5	200	2900

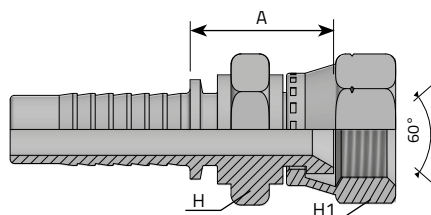
SAE 45° FEMALE - 45° ELBOW



FEMMINA SAE A 45° SV 45°
 FEMELLE 45° SAE CÔNE 45°
 45° SAE DICHTKOPF 45° KONUS
 HEMBRA GIRATORIA A 45° SAE 45°

Code	Tube			Thread		Dimensions			Pressure	
	D.N.	Hose	Diam	T	t/1"	H	B	A	Bar	Psi
		Inch	mm	Inch		mm	mm	mm		
F45J0404SV45	-4	1/4"	6.4	7/16"	20	15	15	38	350	5076
F45J0405SV45	-4	1/4"	6.4	1/2"	20	17	17	40	350	5076
F45J0607SV45	-6	3/8"	9.5	5/8"	18	22	19	54		
F45J0608SV45	-6	3/8"	9.5	3/4"	16	24	19	54	250	3626
F45J0808SV45	-8	1/2"	12.8	3/4"	16	24	20	62	200	2900
F45J0810SV45	-8	1/2"	12.8	7/8"	14	27	21	63	200	2900
F45J0812SV45	-8	1/2"	12.8	1.1/16"	12	32	22	64	200	2900
F45J1212SV45	-12	3/4"	19	1.1/16"	12	32	29	62	200	2900

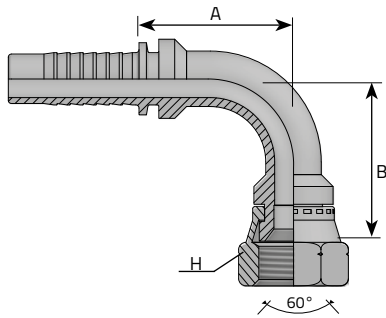
KOMATSU STYLE METRIC FEMALE



FEMMINA METRICA "KOMATSU" SV 60°
 FEMELLE MÉTRIQUE DROIT "KOMATSU" CÔNE 60°
 DK "KOMATSU" 60° KONUS METRISCH
 HEMBRA GIRATORIA RECTA MÉTRICA "KOMATSU" CONO 60°

Code	Tube			Thread		Dimensions			Pressure	
	D.N.	Hose	Diam	T	t/1"	H	H1	A	Bar	Psi
	Inch		mm	mm		mm	mm	mm		
FDK0414	-4	1/4"	6.4	M14 x 1.5		17	19	24.2	350	5076
FDK0416	-4	1/4"	6.4	M 16 x 1.5		19	22	24.2	280	4061
FDK0516	-5	5/16"	7.9	M16 x 1.5		19	22	24.2	280	4061
FDK0614	-6	3/8"	9.5	M14 x 1.5		17	19	24.2	280	4061
FDK0616	-6	3/8"	9.5	M16 x 1.5		19	22	24.2	280	4061
FDK0618	-6	3/8"	9.5	M18 x 1.5		24	24	25.8	280	4061
FDK0818	-8	1/2"	12.8	M18 x 1.5		24	24	26.3	280	4061
FDK0820	-8	1/2"	12.8	M20 x 1.5		27	27	29	200	2901
FDK0822	-8	1/2"	12.8	M22 x 1.5		27	27	29	200	2901
FDK0824	-8	1/2"	12.8	M24 x 1.5		32	32	32	200	2901
FDK1022	-10	5/8"	16	M22 x 1.5		27	27	29	200	2901
FDK1024	-10	5/8"	16	M24 x 1.5		32	32	32.5	200	2901
FDK1230	-12	3/4"	19	M30 x 1.5		36	36	32.5	160	2320
FDK1633	-16	1"	25.4	M33 x 1.5		41	41	34.6	160	2320
FDK2036	-20	1.1/4"	31.8	M36 x 1.5		46	46	37.5	125	1813
FDK2442	-24	1.1/2"	38.1	M42 x 1.5		50	50	36.1	100	1450

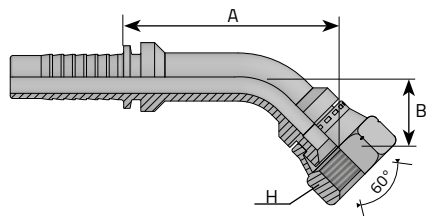
KOMATSU STYLE FEMALE - 90° ELBOW



FEMMINA 90° METRICA "KOMATSU" SV 60°
 FEMELLE 90° MÉTRIQUE "KOMATSU" CÔNE 60°
 DKM 90° "KOMATSU" 60° KONUS METRISCH
 HEMBRA GIRATORIA A 90° MÉTRICA "KOMATSU" CONO 60°

Code	Tube		Thread		Dimensions			Pressure		
	D.N.	Hose	Diam	T	t/1"	H	B	A	Bar	Psi
	Inch		mm	mm		mm	mm	mm		
F90K0414	-4	1/4"	6.4	M14 x 1.5		19	27	23	350	5076
F90K0416	-4	1/4"	6.4	M16 x 1.5		22	27	23	250	3626
F90K0516	-5	5/16"	7.9	M16 x 1.5		22	32	31.5	250	3626
F90K0614	-6	3/8"	9.5	M14 x 1.5		19	35	33	250	3626
F90K0616	-6	3/8"	9.5	M16 x 1.5		22	35	33	250	3626
F90K0618	-6	3/8"	9.5	M18 x 1.5		24	36.5	33	250	3626
F90K0818	-8	1/2"	12.8	M18 x 1.5		24	41	39	250	3626
F90K0820	-8	1/2"	12.8	M20 x 1.5		27	43.5	39	200	2901
F90K0822	-8	1/2"	12.8	M22 x 1.5		27	43.5	39	200	2901
F90K0824	-8	1/2"	12.8	M24 x 1.5		32	50	39	200	2901
F90K1022	-10	5/8"	16	M22 x 1.5		27	50	49	200	2901
F90K1024	-10	5/8"	16	M24 x 1.5		32	55	49	200	2901
F90K1230	-12	3/4"	19	M30 x 1.5		36	62.5	53.5	160	2320
F90K1633	-16	1"	25.4	M33 x 1.5		41	69.5	73	160	2320
F90K2036	-20	1.1/4"	31.8	M36 x 1.5		46	88	89	125	1813
F90K2442	-24	1.1/2"	38.1	M42 x 1.5		50	106.5	101	100	1450

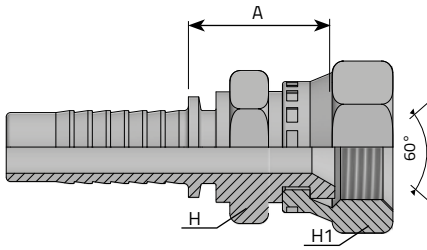
KOMATSU STYLE FEMALE - 45° ELBOW



FEMMINA 45° METRICA "KOMATSU" SV 60°
 FEMELLE 45° MÉTRIQUE "KOMATSU" CÔNE 60°
 DKM 45° "KOMATSU" 60° KONUS METRISCH
 HEMBRA MÉTRICA A 45° "KOMATSU" CONO 60°

Code	Tube			Thread		Dimensions			Pressure	
	D.N.	Hose	Diam	T	t/1"	H	B	A	Bar	Psi
	Inch		mm	mm		mm	mm	mm		
F45K0414	-4	1/4"	6.4	M14 x 1.5		19	17	40	350	5076
F45K0416	-4	1/4"	6.4	M16 x 1.5		22	17	40	250	3626
F45K0516	-5	5/16"	7.9	M16 x 1.5		22	18.5	49.5	250	3626
F45K0614	-6	3/8"	9.5	M14 x 1.5		19	18	53	250	3626
F45K0616	-6	3/8"	9.5	M16 x 1.5		22	18	53	250	3626
F45K0618	-6	3/8"	9.5	M18 x 1.5		24	19	54	250	3626
F45K0818	-8	1/2"	12.8	M18 x 1.5		24	20	62	250	3626
F45K0820	-8	1/2"	12.8	M20 x 1.5		27	22	63	200	2901
F45K0822	-8	1/2"	12.8	M22 x 1.5		27	22	63	200	2901
F45K0824	-8	1/2"	12.8	M24 x 1.5		32	22	64	200	2901
F45K1022	-10	5/8"	16	M22 x 1.5		27	22	60	200	2901
F45K1024	-10	5/8"	16	M24 x 1.5		32	25	63	200	2901
F45K1230	-12	3/4"	19	M30 x 1.5		36	29	63	160	2320
F45K1633	-16	1"	25.4	M33 x 1.5		41	39.5	88.5	160	2320
F45K2036	-20	1.1/4"	31.8	M36 x 1.5		46	40	101	125	1813
F45K2442	-24	1.1/2"	38.1	M42 x 1.5		50	39	118	100	1450

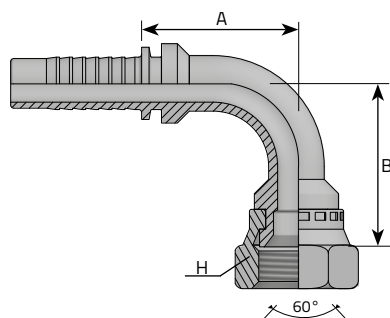
TOYOTA STYLE FEMALE



FEMMINA DIRITTA TOYOTA SV 60°
 FEMELLE DROIT TOYOTA CÔNE 60°
 DK TOYOTA 60° KONUS
 HEMBRA GIRATORIA RECTA TOYOTA CONO 60°

Code	Tube		Thread		Dimensions				Pressure	
	D.N.	Hose	Diam	T	t/1"	H	H1	A	Bar	Psi
	Inch		mm	Inch		mm	mm	mm		
FDT0404	-4	1/4"	6.4	1/4"	19	17	19	51	350	5076
FDT0606	-6	3/8"	9.5	3/8"	19	19	22	54	280	4061
FDT0808	-8	1/2"	12.8	1/2"	14	22	27	60.5	200	2901
FDT1212	-12	3/4"	19	3/4"	14	27	32	70.5	200	2901
FDT1616	-16	1"	25.4	1"	11	32	38	88	160	2320
FDT2020	-20	1.1/4"	31.8	1.1/4"	11	41	50	97.5	125	1813
FDT2424	-24	1.1/2"	38.1	1.1/2"	11	50	55	110.5	100	1450

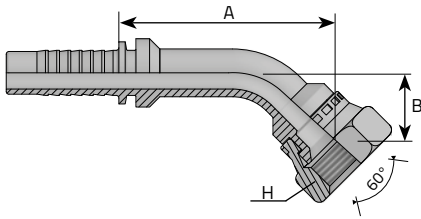
TOYOTA STYLE FEMALE - 90° ELBOW



FEMMINA 90° TOYOTA
 FEMELLE 90° TOYOTA CÔNE 60°
 DK 90° TOYOTA 60° KONUS
 HEMBRA GIRATORIA A 90° TOYOTA CONO 60°

Code	Tube			Thread		Dimensions			Pressure	
	D.N.	Hose	Diam	T	t/1"	H	B	A	Bar	Psi
	Inch		mm	Inch		mm	mm	mm		
F90T0404	-4	1/4"	6.4	1/4"	19	19	26	23	350	5076
F90T0606	-6	3/8"	9.5	3/8"	19	22	34.5	33	280	4061
F90T0808	-8	1/2"	12.8	1/2"	14	27	41	39	200	2901
F90T1212	-12	3/4"	19	3/4"	14	32	54.5	53.5	200	2901
F90T1616	-16	1"	25.4	1"	11	38	68	73	160	2320
F90T2020	-20	1.1/4"	31.8	1.1/2"	11	50	88.5	89	125	1813
F90T2424	-24	1.1/2"	38.1	1.1/2"	11	55	109.5	101	100	1450

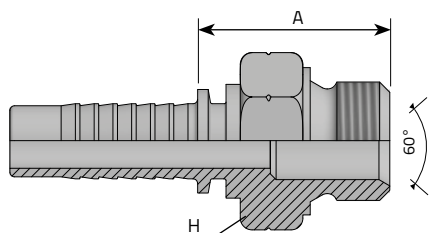
TOYOTA STYLE FEMALE 45° ELBOW



FEMMINA 45° TOYOTA
 FEMELLE 45° TOYOTA CÔNE 60°
 DK 45° TOYOTA 60° KONUS
 HEMBRA GIRATORIA A 45° TOYOTA CONO 60°

Code	Tube			Thread		Dimensions			Pressure	
	D.N.	Hose	Diam	T	t/1"	H	B	A	Bar	Psi
	Inch		mm	Inch		mm	mm	mm		
F45T0404	-4	1/4"	6.4	1/4"	19	19	14	40	350	5076
F45T0606	-6	3/8"	9.5	3/8"	19	22	16.5	55	280	4061
F45T0808	-8	1/2"	12.8	1/2"	14	27	19	65	200	2901
F45T1212	-12	3/4"	19	3/4"	14	32	24.5	63	200	2901
F45T1616	-16	1"	25.4	1"	11	38	37	90	160	2320
F45T2020	-20	1.1/4"	31.8	1.1/4"	11	50	39.5	102	125	1813
F45T2424	-24	1.1/2"	38.1	1.1/2"	11	55	40.5	118	100	1450

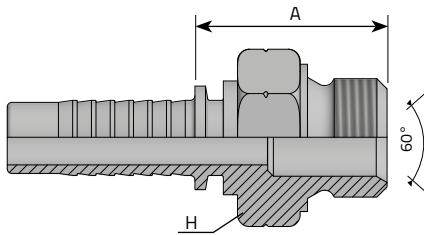
METRIC MALE -CONE 60° (1)



MASCHIO METRICO SV 60°
 MÂLE MÉTRIQUE CÔNE 60°
 AGM 60° INNENKONUS
 MACHO MÉTRICO CONO 60°

Code	Tube			Thread	Dimensions		Pressure	
	D.N.	Hose	Diam		H	A	Bar	Psi
	Inch		mm		mm	mm		
MM0310	-3	3/16"	4.8	M10 x 1	14	21	400	5801
MM0312	-3	3/16"	4.8	M12 x 1.5	17	24.5	400	5801
MM0410	-4	1/4"	6.4	M10 x 1	14	21	400	5801
MM0412	-4	1/4"	6.4	M12 x 1.5	17	25.5	400	5801
MM0414	-4	1/4"	6.4	M14 x 1.5	19	27	400	5801
MM0416	-4	1/4"	6.4	M16 x 1.5	22	29	400	5801
MM0418	-4	1/4"	6.4	M18 x 1.5	24	29	400	5801
MM0514	-5	5/16"	7.9	M14 x 1.5	19	27	350	5076
MM0516	-5	5/16"	7.9	M16 x 1.5	22	29	350	5076
MM0518	-5	5/16"	7.9	M18 x 1.5	24	29	350	5076
MM0614	-6	3/8"	9.5	M14 x 1.5	19	27	400	5801
MM0616	-6	3/8"	9.5	M16 x 1.5	22	29	400	5801
MM0618	-6	3/8"	9.5	M18 x 1.5	24	29	400	5801
MM0620	-6	3/8"	9.5	M20 x 1.5	27	32	350	5076
MM0622	-6	3/8"	9.5	M22 x 1.5	27	32	350	5076
MM0818	-8	1/2"	12.8	M18 x 1.5	24	29	400	5801

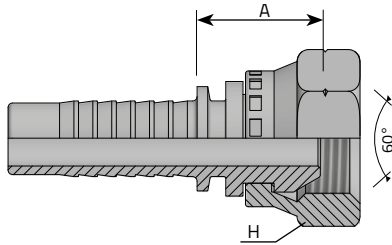
METRIC MALE - CONE 60° (2)



MASCHIO METRICO SV 60°
 MÂLE MÉTRIQUE CÔNE 60°
 AGM 60° INNENKONUS
 MACHO MÉTRICO CONO 60°

Code	Tube		Diam	Thread	Dimensions		Pressure	
	D.N.	Hose			H	A	Bar	Psi
	Inch	mm			mm	mm		
MM0820	-8	1/2"	12.8	M20 x 1.5	27	33	350	5076
MM0822	-8	1/2"	12.8	M22 x 1.5	27	33	350	5076
MM0824	-8	1/2"	12.8	M24 x 1.5	30	36	315	4568
MM0826	-8	1/2"	12.8	M26 x 1.5	32	36	315	4568
MM1026	-10	5/8"	16	M26 x 1.5	32	36	315	4568
MM1226	-12	3/4"	19	M26 x 1.5	32	37	315	4568
MM1230	-12	3/4"	19	M30 x 1.5	36	36	250	3626
MM1638	-16	1"	25.4	M38 x 1.5	46	37	200	2901
MM2045	-20	1.1/4"	31.8	M45 x 1.5	50	43.5	160	2320
MM2452	-24	1.1/2"	38.1	M52 x 1.5	55	46	125	1813

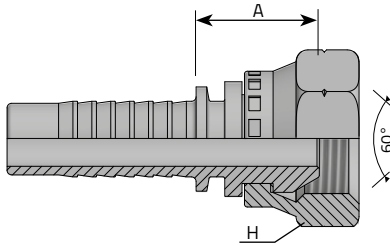
METRIC FEMALE - 60° CONE (1)



FEMMINA METRICA SV 60°
 FEMELLE DROIT MÉTRIQUE CÔNE 60°
 DKM 60° KONUS
 HEMBRA GIRATORIA MÉTRICA CONO 60°

Code	Tube			Thread	Dimensions		Pressure	
	D.N.	Hose	Diam		H	A	Bar	Psi
	Inch		mm	mm	mm	mm		
FDM0310	-3	3/16"	4.8	M10 x 1	15	18	350	5076
FDM0312	-3	3/16"	4.8	M12 x 1.5	17	18	350	5076
FDM0410	-4	1/4"	6.4	M10 x 1	15	18	350	5076
FDM0412	-4	1/4"	6.4	M12 x 1.5	17	18	350	5076
FDM0414	-4	1/4"	6.4	M14 x 1.5	19	18	350	5076
FDM0416	-4	1/4"	6.4	M16 x 1.5	22	19	350	5076
FDM0418	-4	1/4"	6.4	M18 x 1.5	22	19	350	5076
FDM0514	-5	5/16"	7.9	M14 x 1.5	19	18	350	5076
FDM0516	-5	5/16"	7.9	M16 x 1.5	22	19	350	5076
FDM0518	-5	5/16"	7.9	M18 x 1.5	22	19	350	5076
FDM0614	-6	3/8"	9.5	M14 x 1.5	19	19	350	5076
FDM0616	-6	3/8"	9.5	M16 x 1.5	22	20	350	5076
FDM0618	-6	3/8"	9.5	M18 x 1.5	22	20	350	5076
FDM0620	-6	3/8"	9.5	M20 x 1.5	27	21	315	4568
FDM0622	-6	3/8"	9.5	M22 x 1.5	27	21	315	4568
FDM0818	-8	1/2"	12.8	M18 x 1.5	24	20	315	4568

METRIC FEMALE - 60° CONE (2)

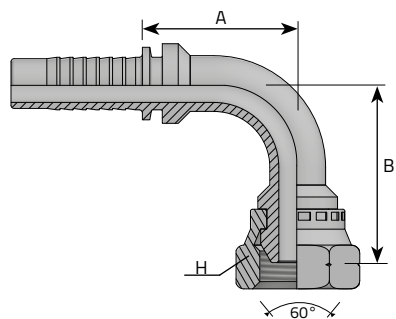


FEMMINA METRICA SV 60°
 FEMELLE DROIT MÉTRIQUE CÔNE 60°
 DKM 60° KONUS
 HEMBRA GIRATORIA MÉTRICA CONO 60°

* REMOVABLE NUT + SPHERICAL SEATING
 DADO SFILABILE + OGIVA SFERICA

Code	Tube			Thread	Dimensions		Pressure		
	D.N.	Hose	Diam		T	H	A	Bar	Psi
	Inch		mm		mm	mm	mm		
FDM0820	-8	1/2"	12.8	M20 x 1.5	27	22	315	4568	
FDM0822	-8	1/2"	12.8	M22 x 1.5	27	22	315	4568	
FDM0824	-8	1/2"	12.8	M24 x 1.5	30	23	250	3626	
FDM0826	-8	1/2"	12.8	M26 x 1.5	32	24	250	3626	
FDM1026	-10	5/8"	16	M26 x 1.5	32	24	250	3626	
FDM1027	-10	5.8	16	M27 x 1.5	32	24	250	3626	
FDM1226	-12	3/4"	19	M26 x 1.5	32	25	315	4568	
FDM1227	-12	3/4"	19	M27 x 1.5	32	25	250	3626	
* FDM1230	-12	3/4"	19	M30 x 1.5	36	26	200	2901	
FDM1233	-12	3/4"	19	M33 x 1.5	38	27.5	160	2320	
* FDM1638	-16	1"	25.4	M38 x 1.5	46	37	125	1813	
* FDM2045	-20	1.1/4"	31.8	M45 x 1.5	50	32	125	1813	
* FDM2452	-24	1.1/2"	38.1	M52 x 1.5	60	38.5	125	1813	

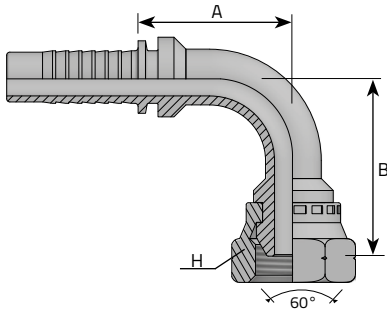
METRIC FEMALE - 90° ELBOW (1)



FEMMINA 90° METRICA SV 60°
 FEMELLE 90° MÉTRIQUE CÔNE 60°
 DKM 90° BOGEN 60° KONUS
 HEMBRA GIRATORIA A 90° MÉTRICA CONO 60°

	Code	Tube			Thread	Dimensions			Pressure	
		D.N.	Hose	Diam		T	H	B	A	Bar
Inch			Inch	mm	mm	mm	mm	mm		
	F90M0310	-3	3/16"	4.8	M10 x 1	15	29	23	350	5076
	F90M0312	-3	3/16"	4.8	M12 x 1.5	17	29	23	350	5076
	F90M0410	-4	1/4"	6.4	M10 x 1	15	29	23	350	5076
	F90M0412	-4	1/4"	6.4	M12 x 1.5	17	29	23	350	5076
	F90M0414	-4	1/4"	6.4	M14 x 1.5	19	29	23	350	5076
	F90M0416	-4	1/4"	6.4	M16 x 1.5	22	32	23	350	5076
	F90M0418	-4	1/4"	6.4	M18 x 1.5	22	32	23	350	5076
	F90M0514	-5	5/16"	7.9	M14 x 1.5	19	33.5	31.5	350	5076
	F90M0516	-5	5/16"	7.9	M16 x 1.5	22	35.5	31.5	350	5076
	F90M0518	-5	5/16"	7.9	M18 x 1.5	22	35.5	31.5	350	5076
	F90M0614	-6	3/8"	9.5	M14 x 1.5	19	37	33	350	5076
	F90M0616	-6	3/8"	9.5	M16 x 1.5	22	38	33	350	5076
	F90M0618	-6	3/8"	9.5	M18 x 1.5	22	38	33	350	5076
	F90M0620	-6	3/8"	9.5	M20 x 1.5	27	42	33	315	4568
	F90M0622	-6	3/8"	9.5	M22 x 1.5	27	42	33	315	4568
	F90M0818	-8	1/2"	12.8	M18 x 1.5	24	43	39	315	4568

METRIC FEMALE - 90° ELBOW (2)

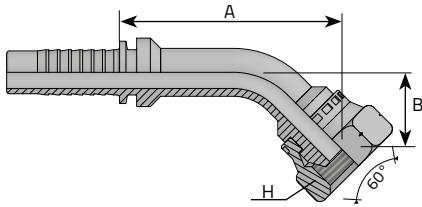


FEMMINA 90° METRICA SV 60°
 FEMELLE 90° MÉTRIQUE CÔNE 60°
 DKM 90° BOGEN 60° KONUS
 HEMBRA MÉTRICA CODO 90° ASIENTO 60°

* REMOVABLE NUT + SPHERICAL SEATING
 DADO SFILABILE + OGIVA SFERICA

Code	Tube			Thread	Dimensions			Pressure	
	D.N.	Hose	Diam		H	B	A	Bar	Psi
	Inch	mm	mm	mm	mm	mm			
F90M0820	-8	1/2"	12.8	M20 x 1.5	27	45	39	315	4568
F90M0822	-8	1/2"	12.8	M22 x 1.5	27	45	39	315	4568
F90M0824	-8	1/2"	12.8	M24 x 1.5	30	47	39	250	3626
F90M0826	-8	1/2"	12.8	M26 x 1.5	32	51	39	250	3626
F90M1026	-10	5/8"	16	M26 x 1.5	32	56	49	250	3626
F90M1027	-10	5/8"	16	M27 x 1.5	32	56	49	250	3626
F90M1226	-12	3/4"	19	M26 x 1.5	32	59	53.5	250	3626
F90M1227	-12	3/4"	19	M27 x 1.5	32	59	53.5	250	3626
* F90M1230	-12	3/4"	19	M30 x 1.5	36	63	53.5	-	-
* F90M1638	-16	1"	25.4	M38 x 1.5	46	72	73	-	-
* F90M2045	-20	1.1/4"	31.8	M45 x 1.5	50	89	93	-	-
* F90M2452	-24	1.1/2"	38.1	M52 x 1.5	55	110	99	-	-

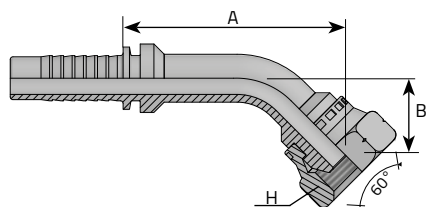
METRIC FEMALE - 45° ELBOW (1)



FEMMINA 45° METRICA SV 60°
 FEMELLE 45° MÉTRIQUE CÔNE 60°
 DKM 45° BOGEN 60° KONUS
 HEMBRA GIRATORIA A 45° MÉTRICA CONO 60°

Code	Tube			Thread	Dimensions			Pressure		
	D.N.	Hose	Diam		T	H	B	A	Bar	Psi
		Inch	mm		mm	mm	mm	mm		
F45M0310	-3	3/16"	4.8	M10 x 1	15	17	40	350	5076	
F45M0312	-3	3/16"	4.8	M12 x 1.5	17	17	40	350	5076	
F45M0410	-4	1/4"	6.4	M10 x 1	15	17	40	350	5076	
F45M0412	-4	1/4"	6.4	M12 x 1.5	17	17	40	350	5076	
F45M0414	-4	1/4"	6.4	M14 x 1.5	19	17	40	350	5076	
F45M0416	-4	1/4"	6.4	M16 x 1.5	22	20	43	350	5076	
F45M0418	-4	1/4"	6.4	M18 x 1.5	22	20	43	350	5076	
F45M0514	-5	5/16"	7.9	M14 x 1.5	19	17	40	350	5076	
F45M0516	-5	5/16"	7.9	M16 x 1.5	22	20	43	350	5076	
F45M0518	-5	5/16"	7.9	M18 x 1.5	22	20	43	350	5076	
F45M0614	-6	3/8"	9.5	M14 x 1.5	19	20	55	350	5076	
F45M0616	-6	3/8"	9.5	M16 x 1.5	22	20	55	350	5076	
F45M0618	-6	3/8"	9.5	M18 x 1.5	22	20	55	350	5076	
F45M0620	-6	3/8"	9.5	M20 x 1.5	27	23	58	315	4568	
F45M0622	-6	3/8"	9.5	M22 x 1.5	27	23	58	315	4568	
F45M0818	-8	1/2"	12.8	M18 x 1.5	24	23	65	315	4568	

METRIC FEMALE - 45° ELBOW (2)

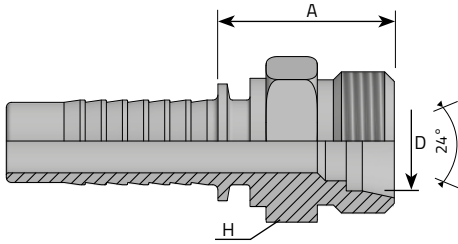


FEMMINA 45° METRICA SV 60°
 FEMELLE 45° MÉTRIQUE CÔNE 60°
 DKM 45° BOGEN 60° KONUS
 HEMBRA GIRATORIA A 45° MÉTRICA CONO 60°

* REMOVABLE NUT + SPHERICAL SEATING
 DADO SFILABILE + OGIVA SFERICA

Code	Tube			Thread	Dimensions			Pressure	
	D.N.	Hose	Diam		T	H	B	A	Bar
		Inch	mm	mm	mm	mm	mm		
F45M0820	-8	1/2"	12.8	M20 x 1.5	27	23	65	315	4568
F45M0822	-8	1/2"	12.8	M22 x 1.5	27	23	65	315	4568
F45M0824	-8	1/2"	12.8	M24 x 1.5	30	21	66	250	3626
F45M0826	-8	1/2"	12.8	M26 x 1.5	32	21	66	250	3626
F45M1026	-10	5/8"	16	M26 x 1.5	32	26	64	250	3626
F45M1027	-10	5/8"	16	M27 x 1.5	32	26	64	250	3626
F45M1226	-12	3/4"	19	M26 x 1.5	32	29	63	250	3626
F45M1227	-12	3/4"	19	M27 x 1.5	32	29	63	250	3626
* F45M1230	-12	3/4"	19	M30 x 1.5	36	31	65	-	-
* F45M1638	-16	1"	25.4	M38 x 1.5	46	41	90	-	-
* F45M2045	-20	1.1/4"	31.8	M45 x 1.5	50	45	103	-	-
* F45M2452	-24	1.1/2"	38.1	M52 x 1.5	55	53	119	-	-

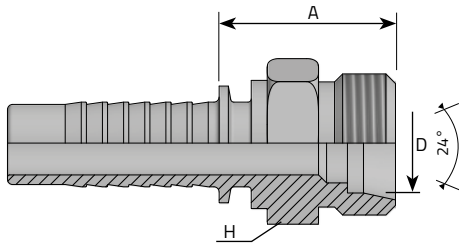
METRIC MALE 24° CONE - L TYPE



MASCHIO METRICO 24° DKOL
 MÂLE MÉTRIQUE CÔNE 24° - SÉRIE L
 CEL 24° KONUS METRISCH
 MACHO MÉTRICO CONO 24° - SERIE L

Code	Tube			Thread	Dimensions			Pressure	
	D.N.	Hose	Diam		D	H	A	Bar	Psi
	Inch		mm	mm	mm	mm	mm		
ME0312L6	-3	3/16"	4.8	M12 x 1.5	6	14	22.5	250	3626
ME0314L8	-3	3/16"	4.8	M14 x 1.5	8	15	23	250	3626
ME0412L6	-4	1/4"	6.4	M12 x 1.5	6	14	23	250	3626
ME0414L8	-4	1/4"	6.4	M14 x 1.5	8	15	23	250	3626
ME0416L10	-4	1/4"	6.4	M16 x 1.5	10	17	25	250	3626
ME0418L12	-4	1/4"	6.4	M18 x 1.5	12	19	26	250	3626
ME0514L8	-5	5/16"	7.9	M14 x 1.5	8	15	23	250	3626
ME0516L10	-5	5/16"	7.9	M16 x 1.5	10	17	25	250	3626
ME0518L12	-5	5/16"	7.9	M18 x 1.5	12	19	26	250	3626
ME0616L10	-6	3/8"	9.5	M16 x 1.5	10	17	25	250	3626
ME0618L12	-6	3/8"	9.5	M18 x 1.5	12	19	25	250	3626
ME0622L15	-6	3/8"	9.5	M22 x 1.5	15	24	27	250	3626
ME0818L12	-8	1/2"	12.8	M18 x 1.5	12	22	26	250	3626
ME0822L15	-8	1/2"	12.8	M22 x 1.5	15	24	27.5	250	3626
ME0826L18	-8	1/2"	12.8	M26 x 1.5	18	27	27.5	160	2320
ME1026L18	-10	5/8"	16	M26 x 1.5	18	27	27.5	160	2320

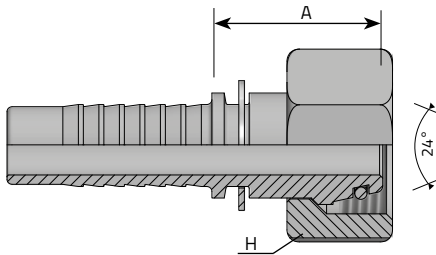
METRIC MALE 24° CONE - L TYPE (2)



MASCHIO METRICO 24° DKOL
 MÂLE MÉTRIQUE CÔNE 24° - SÉRIE L
 CEL 24° KONUS METRISCH
 MACHO MÉTRICO CONO 24° - SERIE L

Code	Tube			Thread	Dimensions			Pressure	
	D.N.	Hose	Diam		D	H	A	Bar	Psi
	Inch		mm	mm	mm	mm	mm		
ME1030L22	-10	5/8"	16	M30 x 2	22	32	31.5	160	2320
ME1226L18	-12	3/4"	19	M26 x 1.5	18	27	29	160	2320
ME1230L22	-12	3/4"	19	M30 x 2	22	32	32	160	2320
ME1636L28	-16	1"	25.4	M36 x 2	28	38	40	100	1450
ME2045L35	-20	1.1/4"	31.8	M45 x 2	35	46	41.5	100	1450
ME2452L42	-24	1.1/2"	38.1	M52 x 2	42	55	40	100	1450

METRIC FEMALE 24° CONE - L TYPE (1)

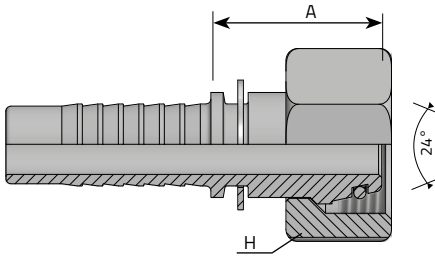


FEMMINA 90° METRICA DKOL CON O-RING 24°
 FEMELLE 90° MÉTRIQUE CÔNE 24° AVEC O-RING - SÉRIE L
 DKO-L 90° BOGEN INNENGEWINDE MIT O-RING 24° KONUS
 HEMBRA GIRATORIA MÉTRICA CON O-RING CONO 24° - SERIE L

* CRIMPED NUT
 DADO PINZATO

Code	Tube			Thread	Dimensions			Pressure	
	D.N.	Hose	Diam		D	H	A	Bar	Psi
	Inch		mm	mm	mm	mm	mm		
FE0312L6	-3	3/16"	4.8	M12 x 1.5	6	14	25.5	250	3626
FE0314L8	-3	3/16"	4.8	M14 x 1.5	8	17	25.5	250	3626
* FE0412L6	-4	1/4"	6.4	M12 x 1.5	6	17	21	250	3626
FE0414L8	-4	1/4"	6.4	M14 x 1.5	8	17	23.5	250	3626
FE0416L10	-4	1/4"	6.4	M16 x 1.5	10	19	26	250	3626
FE0418L12	-4	1/4"	6.4	M18 x 1.5	12	22	26	250	3626
* FE0514L8	-5	5/16"	7.9	M14 x 1.5	8	19	21.5	250	3626
FE0516L10	-5	5/16"	7.9	M16 x 1.5	10	19	26	250	3626
FE0518L12	-5	5/16"	7.9	M18 x 1.5	12	22	26	250	3626
* FE0616L10	-6	3/8"	9.5	M16 x 1.5	10	19	23.5	250	3626
FE0618L12	-6	3/8"	9.5	M18 x 1.5	12	22	26.5	250	3626
FE0622L15	-6	3/8"	9.5	M22 x 1.5	15	27	27	250	3626
* FE0818L12	-8	1/2"	12.8	M18 x 1.5	12	22	25.5	250	3626
FE0822L15	-8	1/2"	12.8	M22 x 1.5	15	27	27.5	250	3626
FE0826L18	-8	1/2"	12.8	M26 x 1.5	18	32	28	160	2320
FE1026L18	-10	5/8"	16	M26 x 1.5	18	32	30	160	2320

METRIC FEMALE 24° CONE - L TYPE (2)

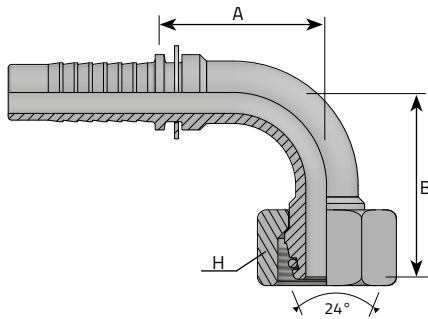


FEMMINA 90° METRICA DKOL CON O-RING 24°
 FEMELLE 90° MÉTRIQUE CÔNE 24° AVEC O-RING - SÉRIE L
 DKO-L 90° BOGEN INNENGEWINDE MIT O-RING 24° KONUS
 HEMBRA GIRATORIA MÉTRICA CON O-RING CONO 24° - SERIE L

* CRIMPED NUT
 DADO PINZATO

Code	Tube			Thread	Dimensions			Pressure	
	D.N.	Hose	Diam		D	H	A	Bar	Psi
	Inch		mm	mm	mm	mm	mm		
FE1030L22	-10	5/8"	16	M30 x 2	22	36	31	160	2320
* FE1226L18	-12	3/4"	19	M26 x 1.5	18	32	29	160	2320
FE1230L22	-12	3/4"	19	M30 x 2	22	36	31	160	2320
FE1636L28	-16	1"	25.4	M36 x 2	28	41	33.5	100	1450
FE2045L35	-20	1.1/4"	31.8	M45 x 2	35	50	38.5	100	1450
FE2452L42	-24	1.1/2"	38.1	M52 x 2	42	60	39	100	1450

METRIC FEMALE 24° CONE - 90° ELBOW - L TYPE (1)

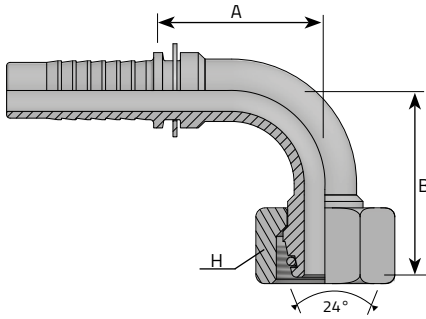


FEMMINA 90° METRICA DKOL CON O-RING 24°
 FEMELLE 90° MÉTRIQUE CÔNE 24° AVEC O-RING - SÉRIE L
 DKO-L 90° BOGEN INNENGEWINDE MIT O-RING 24° KONUS
 HEMBRA GIRATORIA A 90° MÉTRICA CON O-RING CONO 24° - SERIE L

* CRIMPED NUT
 DADO PINZATO

Code	Tube		Thread	Dimensions				Pressure		
	D.N.	Hose		Diam	T	D	H	B	A	Bar
	Inch		mm	mm	mm	mm	mm	mm		
F90E0312L6	-3	3/16"	4.8	M12 x 1.5	6	14	31.5	29.5	250	3626
F90E0314L8	-3	3/16"	4.8	M14 x 1.5	8	17	31.5	29.5	250	3626
* F90E0412L6	-4	1/4"	6.4	M12 x 1.5	6	17	31.5	29.5	250	3626
F90E0414L8	-4	1/4"	6.4	M14 x 1.5	8	17	31.5	29.5	250	3626
F90E0416L10	-4	1/4"	6.4	M16 x 1.5	10	19	32.5	29	250	3626
F90E0418L12	-4	1/4"	6.4	M18 x 1.5	12	22	30.5	27	250	3626
* F90E0514L8	-5	5/16"	7.9	M14 x 1.5	8	19	36.7	31.5	250	3626
F90E0516L10	-5	5/16"	7.9	M16 x 1.5	10	19	32.5	31	250	3626
F90E0518L12	-5	5/16"	7.9	M18 x 1.5	12	22	37	29	250	3626
* F90E0616L10	-6	3/8"	9.5	M16 x 1.5	10	19	38	33	250	3626
F90E0618L12	-6	3/8"	9.5	M18 x 1.5	12	22	37.5	35.5	250	3626
F90E0622L15	-6	3/8"	9.5	M22 x 1.5	15	27	42	34	250	3626
* F90E0818L12	-8	1/2"	12.8	M18 x 1.5	12	22	49	39	250	3626
F90E0822L15	-8	1/2"	12.8	M22 x 1.5	15	27	44	39.5	250	3626
F90E0826L18	-8	1/2"	12.8	M26 x 1.5	18	32	46.5	39.5	160	2320

METRIC FEMALE 24° CONE - 90° ELBOW - L TYPE (2)

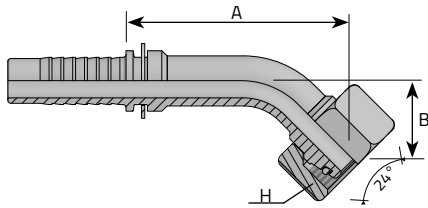


FEMMINA 90° METRICA DKOL CON O-RING 24°
 FEMELLE 90° MÉTRIQUE CÔNE 24° AVEC O-RING - SÉRIE L
 DKO-L 90° BOGEN INNENGEWINDE MIT O-RING 24° KONUS
 HEMBRA GIRATORIA A 90° MÉTRICA CON O-RING CONO 24° - SERIE L

* CRIMPED NUT
 DADO PINZATO

Code	Tube		Thread	Dimensions				Pressure		
	D.N.	Hose		Diam	T	D	H	B	A	Bar
		Inch	mm	mm	mm	mm	mm	mm		
F90E1026L18	-10	5/8"	16	M26 x 1.5	18	32	50.5	48.5	160	2320
F90E1030L22	-10	5/8"	16	M30 x 2	22	36	53	48.5	160	2320
* F90E1226L18	-12	3/4"	19	M26 x 1.5	18	32	63.5	53.5	160	2320
F90E1230L22	-12	3/4"	19	M30 x 2	22	36	55.5	56.5	160	2320
F90E1636L28	-16	1"	25.4	M36 x 2	28	41	72.5	73	100	1450
F90E2045L35	-20	1.1/4"	31.8	M45 x 2	35	50	86.5	92	100	1450
F90E2452L42	-24	1.1/2"	38.1	M52 x 2	42	60	94	99	100	1450

METRIC FEMALE 24° CONE -45° ELBOW - L TYPE (1)

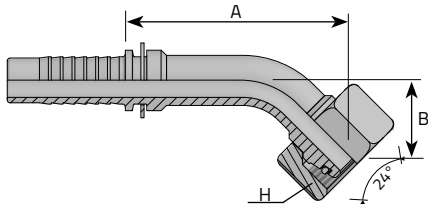


FEMMINA 45° METRICA O-RING 24° DKOL CON O-RING
 FEMELLE 45° MÉTRIQUE CÔNE 24° AVEC O-RING - SÉRIE L
 DKO-L 45° BOGEN INNENGEWINDE MIT O-RING 24° KONUS
 HEMBRA MÉTRICA A 45° CON O-RING CONO 24° - SERIE L

* CRIMPED NUT
 DADO PINZATO

Code	Tube				Thread	Dimensions				Pressure	
	D.N.	Hose	Diam	T		D	H	B	A	Bar	Psi
	Inch		mm	mm		mm	mm	mm	mm		
F45E0312L6	-3	3/16"	4.8	M12 x 1.5	6	14	15	37	250	3626	
F45E0314L8	-3	3/16"	4.8	M14 x 1.5	8	17	15	37	250	3626	
* F45E0412L6	-4	1/4"	6.4	M12 x 1.5	6	17	17	40	250	3626	
F45E0414L8	-4	1/4"	6.4	M14 x 1.5	8	17	17	50	250	3626	
F45E0416L10	-4	1/4"	6.4	M16 x 1.5	10	19	17	48.5	250	3626	
F45E0418L12	-4	1/4"	6.4	M18 x 1.5	12	22	17	48.5	250	3626	
* F45E0514L8	-5	5/16"	7.9	M14 x 1.5	8	19	23.2	51	250	3626	
F45E0516L10	-5	5/16"	7.9	M16 x 1.5	10	19	17	52.5	250	3626	
F45E0518L12	-5	5/16"	7.9	M18 x 1.5	12	22	20	50	250	3626	
* F45E0616L10	-6	3/8"	9.5	M16 x 1.5	10	19	20	55	250	3626	
F45E0618L12	-6	3/8"	9.5	M18 x 1.5	12	22	17	57	250	3626	
F45E0622L15	-6	3/8"	9.5	M22 x 1.5	15	27	19	59	250	3626	
* F45E0818L12	-8	1/2"	12.8	M18 x 1.5	12	22	27	65	250	3626	
F45E0822L15	-8	1/2"	12.8	M22 x 1.5	15	27	22	64	250	3626	
F45E0826L18	-8	1/2"	12.8	M26 x 1.5	18	32	26	65	160	2320	

METRIC FEMALE 24° CONE - 45° ELBOW - L TYPE (2)

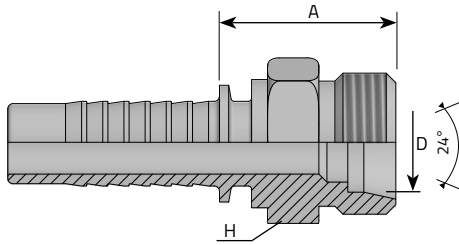


FEMMINA 45° METRICA O-RING 24° DKOL CON O-RING
 FEMELLE 45° MÉTRIQUE CÔNE 24° AVEC O-RING - SÉRIE L
 DKO-L 45° BOGEN INNENGEWINDE MIT O-RING 24° KONUS
 HEMBRA MÉTRICA A 45° CON O-RING CONO 24° - SERIE L

* CRIMPED NUT
 DADO PINZATO

Code	Tube			Thread	Dimensions				Pressure	
	D.N.	Hose	Diam		T	D	H	B	A	Bar
	Inch		mm	mm	mm	mm	mm	mm		
F45E1026L18	-10	5/8"	16	M26 x 1.5	18	32	28	61.5	160	2320
F45E1030L22	-10	5/8"	16	M30 x 2	22	36	30	63.5	160	2320
* F45E1226L18	-12	3/4"	19	M26 x 1.5	18	32	33.5	63	160	2320
F45E1230L22	-12	3/4"	19	M30 x 2	22	36	27	63	160	2320
F45E1636L28	-16	1"	25.4	M36 x 2	28	41	38.5	85.5	100	1450
F45E2045L35	-20	1.1/4"	31.8	M45 x 2	35	50	35	104.5	100	1450
F45E2452L42	-24	1.1/2"	38.1	M52 x 2	42	60	45	119	100	1450

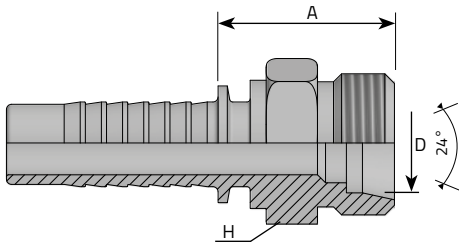
METRIC MALE 24° CONE - S TYPE (1)



MASCHIO METRICO 24° DKOS
 MÂLE MÉTRIQUE CÔNE 24° - SÉRIE S
 CES METRISCH 24° KONUS
 MACHO MÉTRICO CONO 24° - SERIE S

Code	Tube			Thread	Dimensions			Pressure	
	D.N.	Hose	Diam		D	H	A	Bar	Psi
	Inch		mm	T mm	mm	mm	mm		
ME0314S6	-3	3/16"	4.8	M14 x 1.5	6	15	24	420	6091
ME0316S8	-3	3/16"	4.8	M16 x 1.5	8	17	25	420	6091
ME0414S6	-4	1/4"	6.4	M14 x 1.5	6	15	24	450	6526
ME0416S8	-4	1/4"	6.4	M16 x 1.5	8	17	25	450	6526
ME0418S10	-4	1/4"	6.4	M18 x 1.5	10	19	25	450	6526
ME0420S12	-4	1/4"	6.4	M20 x 1.5	12	22	27	450	6526
ME0518S10	-5	5/16"	7.9	M18 x 1.5	10	19	25	350	5076
ME0520S12	-5	5/16"	7.9	M20 x 1.5	12	22	26.5	350	5076
ME0618S10	-6	3/8"	9.5	M18 x 1.5	10	19	26	450	6526
ME0620S12	-6	3/8"	9.5	M20 x 1.5	12	22	27	450	6526
ME0622S14	-6	3/8"	9.5	M22 x 1.5	14	24	29	450	6526
ME0822S14	-8	1/2"	12.8	M22 x 1.5	14	24	30	420	6091
ME0824S16	-8	1/2"	12.8	M24 x 1.5	16	27	31	420	6091
ME1030S20	-10	5/8"	16	M30 x 2	20	32	33	350	5076
ME1230S20	-12	3/4"	19	M30 x 2	20	32	34	350	5076

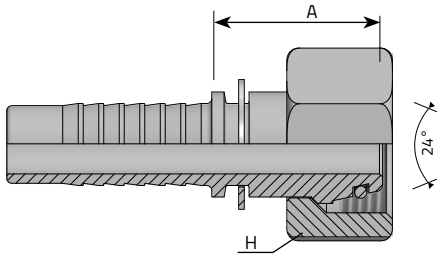
METRIC MALE 24° CONE - S TYPE (2)



MASCHIO METRICO 24° DKOS
 MÂLE MÉTRIQUE CÔNE 24° - SÉRIE S
 CES METRISCH 24° KONUS
 MACHO MÉTRICO CONO 24° - SERIE S

Code	Tube		Diam	T	Thread	Dimensions			Pressure	
	D.N.	Hose				D	H	A	Bar	Psi
	Inch		mm	mm		mm	mm	mm		
ME1236S25	-12	3/4"	19		M36 x 2	25	38	36	350	5076
ME1242S30	-12	3/4"	19		M42 x 2	30	-	-	350	5076
ME1636S25	-16	1"	25.4		M36 x 2	25	38	38.5	280	4061
ME1642S30	-16	1"	25.4		M42 x 2	30	46	42	280	4061
ME2042S30	-20	1.1/4"	31.8		M42 x 2	30	46	42	210	3046
ME2052S38	-20	1.1/4"	31.8		M52 x 2	38	55	46	210	3046
ME2452S38	-24	1.1/2"	38.1		M52 x 2	38	55	46	185	2683

METRIC FEMALE 24° CONE - S TYPE (1)

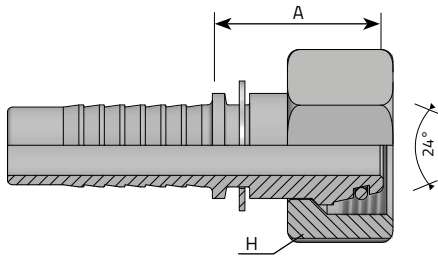


FEMMINA DIRITTA METRICA O-RING 24° DKOS
 FEMELLE DROIT MÉTRIQUE CÔNE 24° AVEC O-RING - SÉRIE S
 DKO-S INNENGEWINDE MIT O-RING 24° KONUS
 HEMBRA MÉTRICA CONO 24° CON O-RING - SERIE S

* CRIMPED NUT
 DADO PINZATO

Code	Tube			Thread	Dimensions			Pressure	
	D.N.	Hose	Diam		D	H	A	Bar	Psi
	Inch		mm		mm	mm	mm		
FE0314S6	-3	3/16"	4.8	M14 x 1.5	6	19	25.5	420	6091
FE0316S8	-3	3/16"	4.8	M16 x 1.5	8	19	25.5	420	6091
* FE0414S6	-4	1/4"	6.4	M14 x 1.5	6	17	25.5	450	6526
FE0416S8	-4	1/4"	6.4	M16 x 1.5	8	19	26	450	6526
FE0418S10	-4	1/4"	6.4	M18 x 1.5	10	22	26	450	6526
FE0420S12	-4	1/4"	6.4	M20 x 1.5	12	24	26	450	6526
FE0518S10	-5	5/16"	7.9	M18 x 1.5	10	22	26.5	350	5076
FE0520S12	-5	5/16"	7.9	M20 x 1.5	12	24	26	350	5076
* FE0618S10	-6	3/8"	9.5	M18 x 1.5	10	22	26.5	450	6526
FE0620S12	-6	3/8"	9.5	M20 x 1.5	12	24	26.5	450	6526
FE0622S14	-6	3/8"	9.5	M22 x 1.5	14	27	27	450	6526
FE0822S14	-8	1/2"	12.8	M22 x 1.5	14	27	27.5	420	6091
FE0824S16	-8	1/2"	12.8	M24 x 1.5	16	30	32	420	6091
FE1030S20	-10	5/8"	16	M30 x 2	20	36	37	350	5076
FE1230S20	-6	3/4"	9.5	M30 x 2	20	36	37.5	350	5076

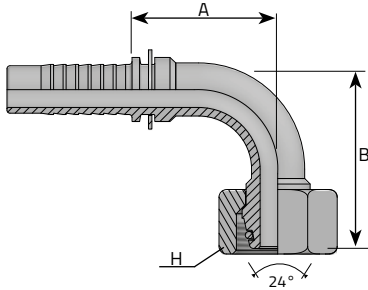
METRIC FEMALE 24° CONE - S TYPE (2)



FEMMINA DIRITTA METRICA O-RING 24° DKOS
 FEMELLE DROIT MÉTRIQUE CÔNE 24° AVEC O-RING - SÉRIE S
 DKO-S INNENGEWINDE MIT O-RING 24° KONUS
 HEMBRA MÉTRICA CONO 24° CON O-RING - SERIE S

Code	Tube		Thread	Dimensions			Pressure		
	D.N.	Hose		Diam	T	D	H	A	Bar
	Inch		mm	mm	mm	mm	mm		
FE1236S25	-12	3/4"	19	M36 x 2	25	46	38.5	350	5076
FE1636S25	-16	1"	25.4	M36 x 2	25	46	39.5	280	4061
FE1642S30	-16	1"	25.4	M42 x 2	30	50	40.5	280	4061
FE2042S30	-20	1.1/4"	31.8	M42 x 2	30	50	41.5	210	3046
FE2052S38	-20	1.1/4"	31.8	M52 x 2	38	60	47	210	3046
FE2452S38	-24	1.1/2"	38.1	M52 x 2	38	60	47	185	2683

METRIC FEMALE 24° CONE - 90° ELBOW - S TYPE (1)

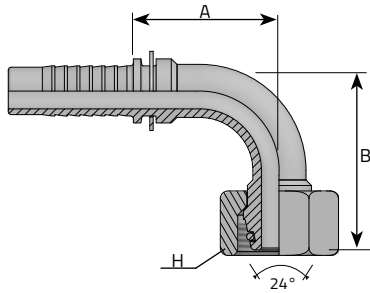


FEMMINA 90° METRICA O-RING 24° DKOS
 FEMELLE 90° MÉTRIQUE CÔNE 24° AVEC O-RING - SÉRIE S
 DKO-S 90° BOGEN INNENGEWINDE MIT O-RING 24° KONUS
 HEMBRA MÉTRICA A 90° CON O-RING CONO 24° - SERIE S

* CRIMPED NUT
 DADO PINZATO

Code	Tube			Thread	Dimensions				Pressure	
	D.N.	Hose	Diam		D	H	B	A	Bar	Psi
	Inch		mm	mm	mm	mm	mm	mm		
F90E0314S6	-3	3/16"	4.8	M14 x 1.5	6	19	31.5	29.5	420	6091
F90E0316S8	-3	3/16"	4.8	M16 x 1.5	8	19	31.5	29.5	420	6091
* F90E0414S6	-4	1/4"	6.4	M14 x 1.5	6	17	31.5	29.5	450	6526
F90E0416S8	-4	1/4"	6.4	M16 x 1.5	8	19	31.5	29.5	450	6526
F90E0418S10	-4	1/4"	6.4	M18 x 1.5	10	22	32.5	29	450	6526
F90E0420S12	-4	1/4"	6.4	M20 x 1.5	12	24	30.5	27	450	6526
F90E0518S10	-5	5/16"	7.9	M18 x 1.5	10	22	32.5	31	350	5076
F90E0520S12	-5	5/16"	7.9	M20 x 1.5	12	24	37	29	350	5076
* F90E0618S10	-6	3/8"	9.5	M18 x 1.5	10	22	38	33	450	6526
F90E0620S12	-6	3/8"	9.5	M20 x 1.5	12	24	37.5	35.5	450	6526
F90E0622S14	-6	3/8"	9.5	M22 x 1.5	14	27	42	34	450	6526
F90E0822S14	-8	1/2"	12.8	M22 x 1.5	14	27	44	39.5	420	6091
F90E0824S16	-8	1/2"	12.8	M24 x 1.5	16	30	45	39.5	420	6091
F90E1030S20	-10	5/8"	16	M30 x 2	20	36	56	48.5	350	5076
F90E1230S20	-12	3/4"	19	M30 x 2	20	36	59	56.5	350	5076

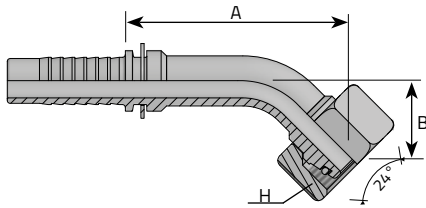
METRIC FEMALE 24° CONE - 90° ELBOW - S TYPE (2)



FEMMINA 90° METRICA O-RING 24° DKOS
 FEMELLE 90° MÉTRIQUE CÔNE 24° AVEC O-RING - SÉRIE S
 DKO-S 90° BOGEN INNENGEWINDE MIT O-RING 24° KONUS
 HEMBRA MÉTRICA A 90° CON O-RING CONO 24° - SERIE S

Code	Tube			Thread	Dimensions				Pressure	
	D.N.	Hose	Diam		T	D	H	B	A	Bar
	Inch		mm	mm	mm	mm	mm	mm		
F90E1236S25	-12	3/4"	19	M36 x 2	25	46	59	56.5	350	5076
F90E1636S25	-16	1"	25.4	M36 x 2	25	46	75	73	280	4061
F90E1642S30	-16	1"	25.4	M42 x 2	30	50	75	73	280	4061
F90E2042S30	-20	1.1/4"	31.8	M42 x 2	30	50	86	92	210	3046
F90E2052S38	-20	1.1/4"	31.8	M52 x 2	38	60	86	92	210	3046
F90E2452S38	-24	1.1/2"	38.1	M52 x 2	38	60	94	99	185	2683

METRIC FEMALE 24° CONE - 45° ELBOW - S TYPE (1)

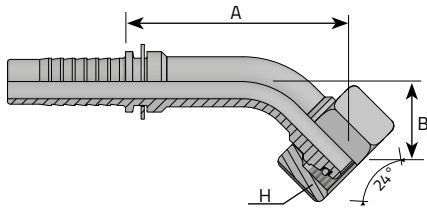


FEMMINA 45° METRICA O-RING 24° DKOS
 FEMELLE 45° MÉTRIQUE CÔNE 24° AVEC O-RING - SÉRIE S
 DKO-S 45° BOGEN INNENGEWINDE MIT O-RING 24° KONUS
 HEMBRA MÉTRICA A 45° CON O-RING CONO 24° - SERIE S

* CRIMPED NUT
 DADO PINZATO

Code	Tube				Thread	Dimensions				Pressure	
	D.N.	Hose	Diam	T		D	H	B	A	Bar	Psi
	Inch		mm	mm		mm	mm	mm	mm		
F45E0314S6	-3	3/16"	4.8	M14 x 1.5	6	19	15	37	420	6091	
F45E0316S8	-3	3/16"	4.8	M16 x 1.5	8	19	15	37	420	6091	
* F45E0414S6	-4	1/4"	6.4	M14 x 1.5	6	17	17	40	450	6526	
F45E0416S8	-4	1/4"	6.4	M16 x 1.5	8	19	17	50	450	6526	
F45E0418S10	-4	1/4"	6.4	M18 x 1.5	10	22	17	48.5	450	6526	
F45E0420S12	-4	1/4"	6.4	M20 x 1.5	12	24	17	48.5	450	6526	
F45E0518S10	-5	5/16"	7.9	M18 x 1.5	10	22	17	52.5	350	5076	
F45E0520S12	-5	5/16"	7.9	M20 x 1.5	12	24	20	50	350	5076	
* F45E0618S10	-6	3/8"	9.5	M18 x 1.5	10	22	20	55	450	6526	
F45E0620S12	-6	3/8"	9.5	M20 x 1.5	12	24	17	57	450	6526	
F45E0622S14	-6	3/8"	9.5	M22 x 1.5	14	27	19	59	450	6526	
F45E0822S14	-8	1/2"	12.8	M22 x 1.5	14	27	22	65	420	6091	
F45E0824S16	-8	1/2"	12.8	M24 x 1.5	16	30	22	66.5	420	6091	
F45E1030S20	-10	5/8"	16	M30 x 2	20	36	26	64.5	350	5076	
F45E1230S20	-12	3/4"	19	M30 x 2	20	36	27	64	350	5076	

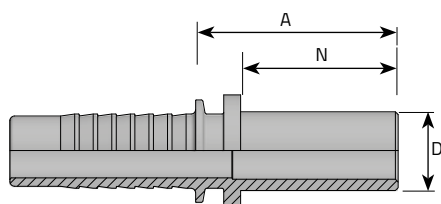
METRIC FEMALE 24° CONE 45° - S TYPE (2)



FEMMINA 45° METRICA O-RING 24° DKOS
 FEMELLE 45° MÉTRIQUE CÔNE 24° AVEC O-RING - SÉRIE S
 DKO-S 45° BOGEN INNENGEWINDE MIT O-RING 24° KONUS
 HEMBRA MÉTRICA A 45° CON O-RING CONO 24° - SERIE S

Code	Tube		Diam	Thread	Dimensions				Pressure	
	D.N.	Hose			T	D	H	B	A	Bar
	Inch		mm	mm	mm	mm	mm	mm		
F45E1236S25	-12	3/4"	19	M36 x 2	25	46	28	70	350	5076
F45E1636S25	-16	1"	25.4	M36 x 2	25	46	38	88.5	280	4061
F45E1642S30	-16	1"	25.4	M42 x 2	30	50	38	89	280	4061
F45E2042S30	-20	1.1/4"	31.8	M42 x 2	30	50	35	104.5	210	3046
F45E2052S38	-20	1.1/4"	31.8	M52 x 2	38	60	35	104.5	210	3046
F45E2452S38	-24	1.1/2"	38.1	M52 x 2	38	60	45	119	185	2683

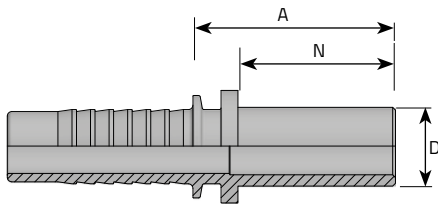
STANDPIPE (1)



ERMETO DIRITTO
EMBOUT LISSE DROIT
ROHRSTUTZEN BEL - BES
ESPIGA LISA RECTA

Code	Tube			Thread	Dimensions			Pressure	
	D.N.	Hose	Diam		D	N	A	Bar	Psi
	Inch		mm	mm	mm	mm			
PDL0306	-3	3/16"	4.8		6	24	30	415	6019
PDL0308	-3	3/16"	4.8		8	24	30	415	6019
PDL0406	-4	1/4"	6.4		6	22.5	30.5	320	4641
PDL0408	-4	1/4"	6.4		8	23	30.5	450	6526
PDL0410	-4	1/4"	6.4		10	25	32	450	6526
PDL0412	-4	1/4"	6.4		12	25	32	450	6526
PDL0508	-5	5/16"	7.9		8	23	30	-	
PDL0510	-5	5/16"	7.9		10	25	32	350	5076
PDL0512	-5	5/16"	7.9		12	25	32	350	5076
PDL0610	-6	3/8"	9.5		10	25.5	33	330	4786
PDL0612	-6	3/8"	9.5		12	25	32.5	445	6454
PDL0614	-6	3/8"	9.5		14	28	35.5	445	6454
PDL0615	-6	3/8"	9.5		15	25.5	33	250	3626
PDL0812	-8	1/2"	12.8		12	25	33	-	
PDL0814	-8	1/2"	12.8		14	28	36	275	3988
PDL0815	-8	1/2"	12.8		15	25.5	33.5	250	3626
PDL0816	-8	1/2"	12.8		16	31	39	415	6019
PDL0818	-8	1/2"	12.8		18	27	35.5	160	2320

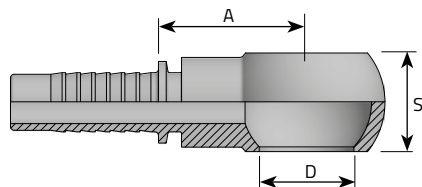
STANDPIPE (2)



ERMETO DIRITTO
EMBOUT LISSE DROIT
ROHRSTUTZEN BEL - BES
ESPIGA LISA RECTA

Code	Tube			Thread	Dimensions			Pressure	
	D.N.	Hose Inch	Diam mm		D mm	N mm	A mm	Bar	Psi
PDL1018	-10	5/8"	16		18	28	36	160	2320
PDL1020	-10	5/8"	16		20	35	43.5	350	5076
PDL1022	-10	5/8"	16		22	29	38	160	2320
PDL1218	-12	3/4"	19		18	26	34.5	160	2320
PDL1220	-12	3/4"	19		20	35	44	215	3118
PDL1222	-12	3/4"	19		22	29.5	38	160	2320
PDL1225	-12	3/4"	19		25	41	51	350	5076
PDL1625	-16	1"	25.4		25	39.5	50	165	2393
PDL1628	-16	1"	25.4		28	30.5	41	100	1450
PDL1630	-16	1"	25.4		30	43.5	54	250	3626
PDL2030	-20	1.1/4"	31.8		30	43	54.5	210	3046
PDL2035	-20	1.1/4"	31.8		35	35.5	46.5	100	1450
PDL2038	-20	1.1/4"	31.8		38	48	60	210	3046
PDL2438	-24	1.1/2"	38.1		38	48	60	170	2466
PDL2442	-24	1.1/2"	38.1		42	36	47	100	1450

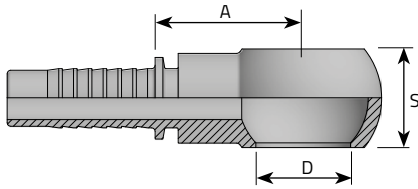
BSP BANJO (1)



OCCHIO BSP
 BANJO VIS BSPP
 RINGNIPPEL FÜR HOHLSCHRAUBE BSP/RNR
 BANJO BSPP

Code	Tube			Thread	Dimensions			Pressure	
	D.N.	Hose	Diam		D	S	A	Bar	Psi
	Inch	mm	Inch	mm	mm	mm	mm		
OG0302	-3	3/16"	4.8	1/8"	10	10	19.5		
OG0304	-3	3/16"	4.8	1/4"	13.2	14	22.5		
OG0402	-4	1/4"	6.4	1/8"	10	10	24		
OG0404	-4	1/4"	6.4	1/4"	13.2	14	23		
OG0406	-4	1/4"	6.4	3/8"	16.7	17	26.5		
OG0408	-4	1/4"	6.4	1/2"	21	22	32.5		
OG0504	-5	5/16"	7.9	1/4"	13.2	14	24		
OG0506	-5	5/16"	7.9	3/8"	16.7	17	26.5		
OG0508	-5	5/16"	7.9	1/2"	21	22	27.5		
OG0604	-6	3/8"	9.5	1/4"	13.2	14	31.5		
OG0606	-6	3/8"	9.5	3/8"	16.7	17	26.5		
OG0608	-6	3/8"	9.5	1/2"	21	22	27.5		
OG0806	-8	1/2"	12.8	3/8"	16.7	17	31		
OG0808	-8	1/2"	12.8	1/2"	21	22	33		
OG0810	-8	1/2"	12.8	5/8"	23.3	25	32.5		
OG0812	-8	1/2"	12.8	3/4"	26.5	30	34.5		

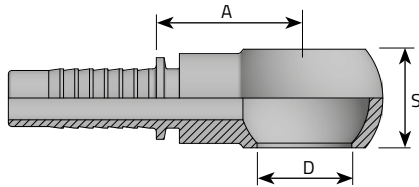
BSP BANJO (2)



OCCHIO BSP
BANJO VIS BSPP
 RINGNIPPEL FÜR HOHLSCHRAUBE BSP/RNR
BANJO BSPP

Code	Tube		Diam	Thread	Dimensions			Pressure	
	D.N.	Hose			D	S	A	Bar	Psi
		Inch	mm	Inch	mm	mm	mm		
OG1008	-10	5/8"	16	1/2"	21	22	31.5		
OG1010	-10	5/8"	16	5/8"	23.3	25	32.5		
OG1012	-10	5/8"	16	3/4"	26.5	30	34.5		
OG1212	-12	3/4"	19	3/4"	26.5	30	35		
OG1216	-12	3/4"	19	1"	33.4	38	48		
OG1612	-16	1"	25.4	3/4"	-	-	-		
OG1616	-16	1"	25.4	1"	33.4	38	43		
OG2020	-20	1.1/4"	31.8	1.1/4"	42.1	47	57.7		

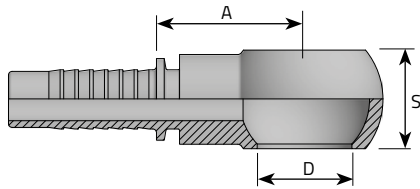
METRIC BANJO (1)



OCCHIO METRICO
 BANJO VIS MÉTRIQUE
 RINGNIPPEL FÜR HOHLSCHRAUBE METRISCH/RNM
 BANJO MÉTRICO

Code	Tube			Thread	Dimensions			Pressure	
	D.N.	Hose	Diam		D	S	A	Bar	Psi
		Inch	mm	mm	mm	mm	mm		
OM0310	-3	3/16"	4.8	M10 x 1	10.1	10	19.5		
OM0312	-3	3/16"	4.8	M12 x 1.5	12.1	12	21		
OM0314	-3	3/16"	4.8	M14 x 1.5	14.1	14	23		
OM0410	-4	1/4"	6.4	M10 x 1	10.1	10	24		
OM0412	-4	1/4"	6.4	M12 x 1.5	12.1	11	23		
OM0414	-4	1/4"	6.4	M14 x 1.5	14.1	14	23		
OM0416	-4	1/4"	6.4	M16 x 1.5	16.1	17	25		
OM0418	-4	1/4"	6.4	M18 x 1.5	18.1	20	29		
OM0512	-5	5/16"	7.9	M12 x 1.5	12.1	12	23		
OM0514	-5	5/16"	7.9	M14 x 1.5	14.1	14	24.5		
OM0516	-5	5/16"	7.9	M16 x 1.5	16.1	17	27		
OM0518	-5	5/16"	7.9	M18 x 1.5	18.1	20	29		
OM0520	-5	5/16"	7.9	M20 x 1.5	20.1	22	28		
OM0522	-5	5/16"	7.9	M22 x 1.5	22.1	22	28		
OM0614	-6	3/8"	9.5	M14 x 1.5	14.1	14	27		
OM0616	-6	3/8"	9.5	M16 x 1.5	16.1	17	27		

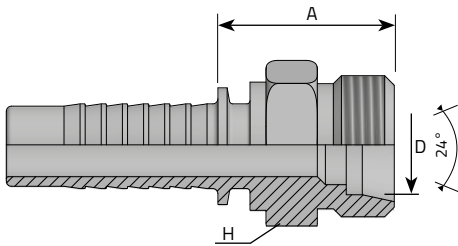
METRIC BANJO (2) stecken



OCCHIO METRICO
BANJO VIS MÉTRIQUE
RINGNIPPEL FÜR HOHLSCHRAUBE METRISCH/RNM
BANJO MÉTRICO

Code	Tube			Thread	Dimensions			Pressure	
	D.N.	Hose Inch	Diam mm		D mm	S mm	A mm	Bar	Psi
OM0618	-6	3/8"	9.5	M18 x 1.5	18.1	20	28		
OM0620	-6	3/8"	9.5	M20 x 1.5	20.1	22	28.5		
OM0622	-6	3/8"	9.5	M22 x 1.5	22.1	22	28.5		
OM0818	-8	1/2"	12.8	M18 x 1.5	18.1	20	30		
OM0820	-8	1/2"	12.8	M20 x 1.5	20.1	22	34		
OM0822	-8	1/2"	12.8	M22 x 1.5	22.1	22	34		
OM0826	-8	1/2"	12.8	M26 x 1.5	26.5	30	34.5		
OM1022	-10	5/8"	16	M22 x 1.5	22.1	22	34		
OM1026	-10	5/8"	16	M26 x 1.5	26.5	30	34.5		
OM1226	-12	3/4"	19	M26 x 1.5	26.5	30	35		
OM1230	-12	3/4"	19	M30 x 1.5	30.1	36	41.5		
OM1630	-16	1"	25.4	M30 x 1.5	30.1	36	41.5		

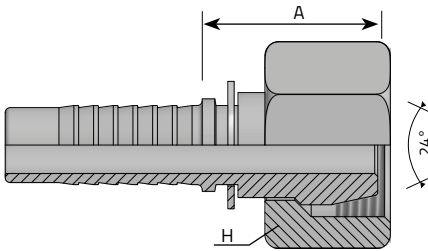
METRIC MALE 24° CONE - FRENCH TYPE



MASCHIO METRICO SV 24° SERIE FRANCESE
 MÂLE MÉTRIQUE CÔNE 24° - SÉRIE FRANÇAIS
 AGF 24° INNENKONUS (FRANZÖSISCHE SERIE)
 MACHO MÉTRICO CONO 24° - SERIE FRANCESCA

Code	Tube			Thread		Dimensions			Pressure	
	D.N.	Hose Inch	Diam mm	T mm	D mm	H mm	A mm	Bar	Psi	
ME0413F	-4	1/4"	6.4	M20x1.5	13	22	26.7			
ME0513F	-5	5/16"	7.9	M20x1.5	13	22	26.7			
ME0613F	-6	3/8"	9.5	M20x1.5	13	22	26.7			
ME0617F	-6	3/8"	9.5	M24x1.5	17	27	30.2			
ME0817F	-8	1/2"	12.8	M24x1.5	17	27	30.7			
ME0821F	-8	1/2"	12.8	M30x1.5	21	32	31.2			
ME1021F	-10	5/8"	16	M30x1.5	21	32	31.2			
ME1221F	-12	3/4"	19	M30x1.5	21	32	31.7			
ME1227F	-12	3/4"	19	M36x1.5	27	38	31.7			
ME1633F	-16	1"	25.4	M45x1.5	33	46	37.2			
ME2033F	-20	1.1/4"	31.8	M45x1.5	33	46	38.2			

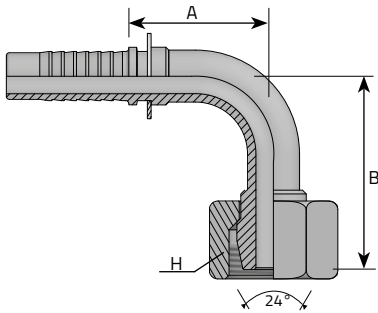
METRIC FEMALE 24° CONE - FRENCH TYPE



FEMMINA METRICA SV 24° SERIE FRANCESE
 FEMÂLE MÉTRIQUE CÔNE 24° - SÉRIE FRANÇAIS
 AGF 24° INNENKONUS (FRANZÖSISCHE SERIE)
 HEMBRA MÉTRICO CONO 24° - SERIE FRANCESA

Code	Tube			Thread	Dimensions		Pressure		
	D.N.	Hose	Diam		T	H	A	Bar	Psi
		Inch	mm		mm	mm	mm		
FE0413F	-4	1/4"	6.4	M20 x 1.5	24	23.5			
FE0513F	-5	5/16"	7.9	M20 x 1.5	24	23.5			
FE0613F	-6	3/8"	9.5	M20 x 1.5	24	23.5			
FE0617F	-6	3/8"	9.5	M24 x 1.5	30	27			
FE0817F	-8	1/2"	12.8	M24 x 1.5	30	27.5			
FE0821F	-8	1/2"	12.8	M30 x 1.5	36	31			
FE1021F	-10	5/8"	16	M30 x 1.5	36	31			
FE1221F	-12	3/4"	19	M30 x 1.5	36	31.5			
FE1227F	-12	3/4"	19	M36 x 1.5	41	34			
FE1633F	-16	1"	25.4	M45 x 1.5	50	34			
FE2033F	-20	1.1/4"	31.8	M45 x 1.5	50	34			

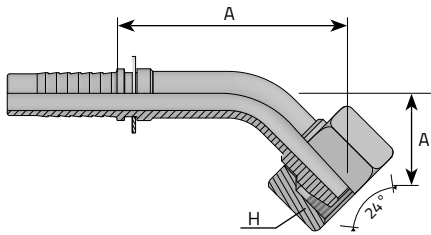
METRIC FEMALE 24° CONE - 90° ELBOW - FRENCH TYPE



FEMMINA A 90° METRICA SV 24° SERIE FRANCESE
 FEMÂLE 90° MÉTRIQUE CÔNE 24° - SÉRIE FRANÇAIS
 DKF 90° BOGEN (FRANZÖSISCHE SERIE)
 HEMBRA GRATORIA MÉTRICA A 90° CONO 24° - SERIE FRANCESA

Code	Tube			Thread	Dimensions			Pressure	
	D.N.	Hose	Diam		H	B	A	Bar	Psi
	Inch		mm	mm	mm	mm	mm		
F90E0413F	-4	1/4"	6.4	M20x1.5	24	32.5	27		
F90E0513F	-5	5/16"	7.9	M20x1.5	24	39	29		
F90E0613F	-6	3/8"	9.5	M20x1.5	24	39.5	35.5		
F90E0617F	-6	3/8"	9.5	M24x1.5	30	48	36		
F90E0817F	-8	1/2"	12.8	M24x1.5	30	48	39.5		
F90E0821F	-8	1/2"	12.8	M30x1.5	36	61	45.5		
F90E1021F	-10	5/8"	16	M30x1.5	36	61	48.5		
F90E1221F	-12	3/4"	19	M30x1.5	36	64	56.5		
F90E1227F	-12	3/4"	19	M36x1.5	41	64	56.5		
F90E1633F	-16	1"	25.4	M45x1.5	50	91	86		
F90E2033F	-20	1.1/4"	31.8	M45x1.5	50	91	92		

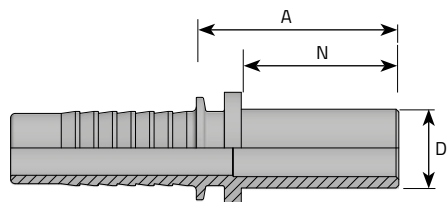
METRIC FEMALE 24° CONE - 45° ELBOW - FRENCH TYPE



FEMMINA 45° METRICA SV 24° SERIE FRANCESE
 FEMELLE 45° MÉTRIQUE CÔNE 24° - SÉRIE FRANÇAIS
 DKF 45° BOGEN (FRANZÖSISCHE SERIE)
 HEMBRA GIRATORIA MÉTRICA A 45° CONO 24° - SERIE FRANCESA

Code	Tube			Thread	Dimensions			Pressure	
	D.N.	Hose	Diam		T	H	B	A	Bar
	Inch		mm	mm	mm	mm	mm		
F45E0413F	-4	1/4"	6.4	M20 x 1.5	24	18.5	50		
F45E0513F	-5	5/16"	7.9	M20 x 1.5	24	21	52		
F45E0613F	-6	3/8"	9.5	M20 x 1.5	24	18.5	58.5		
F45E0617F	-6	3/8"	9.5	M24 x 1.5	30	24	65.5		
F45E0817F	-8	1/2"	12.8	M24 x 1.5	30	24	68.5		
F45E0821F	-8	1/2"	12.8	M30 x 1.5	36	29	68		
F45E1021F	-10	5/8"	16	M30 x 1.5	36	29	68		
F45E1221F	-12	3/4"	19	M30 x 1.5	36	30	69		
F45E1227F	-12	3/4"	19	M36 x 1.5	41	31	73		
F45E1633F	-16	1"	25.4	M45 x 1.5	50	36	101		
F45E2033F	-20	1.1/4"	31.8	M45 x 1.5	50	38	107		

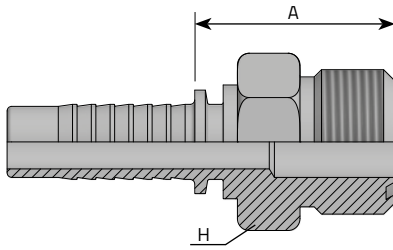
STANDPIPE FRENCH TYPE



ERMETO DIRITTO FRANCESE
 EMBOUT LISSE DROIT - SÉRIE FRANÇAIS
 FRANZÖSISCHER ROHRSTUTZEN
 ESPIGA LISA RECTA METRICA - SERIE FRANCESA

Code	Tube			Thread	Dimensions			Pressure	
	D.N.	Hose Inch	Diam mm		D mm	N mm	A mm	Bar	Psi
PDL0413F	-4	1/4"	6.4		13	22	29.5		
PDL0513F	-5	5/16"	7.9		13	22	29.5		
PDL0613F	-6	3/8"	9.5		13	22	29.5		
PDL0617F	-6	3/8"	9.5		17	24	31.5		
PDL0817F	-8	1/2"	12.8		17	24	32.5		
PDL0821F	-8	1/2"	12.8		21	26	34.5		
PDL1021F	-10	5/8"	16		21	26	34.5		
PDL1221F	-12	3/4"	19		21	26	35.3		
PDL1227F	-12	3/4"	19		26	25	34.3		
PDL1633F	-16	1"	25.4		33	27	37.3		
PDL2033F	-20	1.1/4"	31.8		33	27	38		

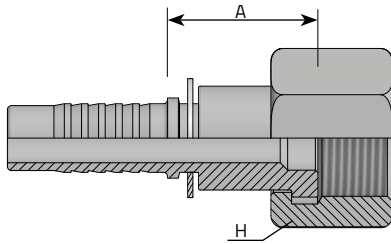
ORFS MALE



MASCHIO ORFS
MÄLE ORFS
AGF ORFS STIRNDICHTEND
MACHO ORFS

Code	Tube			Thread		Dimensions		Pressure	
	D.N.	Hose	Diam	T	t/1"	H	A	Bar	Psi
	Inch		mm	Inch		mm	mm		
MORFS0406	-4	1/4"	6.4	9/16"	18	17	24	450	6526
MORFS0409	-4	1/4"	6.4	11/16"	16	19	27.5	450	6526
MORFS0509	-5	5/16"	7.9	11/16"	16	19	27.5	350	5076
MORFS0609	-6	3/8"	9.5	11/16"	16	19	27.5	445	6454
MORFS0611	-6	3/8"	9.5	13/16"	16	22	30.5	445	6454
MORFS0613	-6	3/8"	9.5	1"	14	27	33.5	445	6454
MORFS0811	-8	1/2"	12.8	13/16"	16	27	34	415	6019
MORFS0813	-8	1/2"	12.8	1"	14	27	31.5	415	6019
MORFS0814	-8	1/2"	12.8	1.3/16"	16	32	36	415	6019
MORFS1013	-10	5/8"	16	1"	14	27	34	350	5076
MORFS1014	-10	5/8"	16	1.3/16"	12	32	37	350	5076
MORFS1214	-12	3/4"	19	1.3/16"	12	32	38	350	5076
MORFS1215	-12	3/4"	19	1.7/16"	12	41	38.5	350	5076
MORFS1615	-16	1"	25.4	1.7/16"	12	41	39.5	280	4061
MORFS2021	-20	1.1/4"	31.8	1.11/16"	12	46	40	210	3046
MORFS2432	-24	1.1/2"	38.1	2"	12	55	43	185	2683

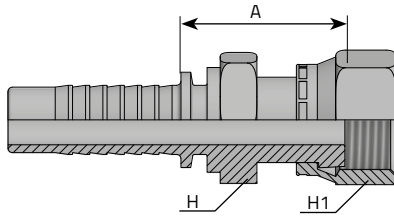
ORFS FEMALE



FEMMINA ORFS
FEMELLE DROIT ORFS
ORFS – UNF GEWINDE
HEMBRA RECTA ORFS

Code	Tube			Thread		Dimensions			Pressure	
	D.N.	Hose	Diam	T	t/1"	H	A	Bar	Psi	
	Inch	mm	Inch	mm	mm	mm				
FORFS0406	-4	1/4"	6.4	9/16"	18	17	20.5	450	6526	
FORFS0409	-4	1/4"	6.4	11/16"	16	22	23	450	6526	
FORFS0509	-5	5/16"	7.9	11/16"	16	22	23	350	5076	
FORFS0609	-6	3/8"	9.5	11/16"	16	22	23.5	445	6454	
FORFS0611	-6	3/8"	9.5	13/16"	16	24	26	445	6454	
FORFS0811	-8	1/2"	12.8	13/16"	16	24	26.5	415	6019	
FORFS0813	-8	1/2"	12.8	1"	14	30	30	415	6019	
FORFS0814	-8	1/2"	12.8	1.3/16"	12	36	32.5	415	6019	
FORFS1013	-10	5/8"	16	1"	14	30	30	350	5076	
FORFS1014	-10	5/8"	16	1.3/16"	12	36	32	350	5076	
FORFS1214	-12	3/4"	19	1.3/16"	12	36	33	350	5076	
FORFS1215	-12	3/4"	19	1.7/16"	12	41	34	350	5076	
FORFS1615	-16	1"	25.4	1.7/16"	12	41	35	280	4061	
FORFS1621	-16	1"	25.4	1.11/16"	12	50	35	210	3046	
FORFS2021	-20	1.1/4"	31.8	1.11/16"	12	50	35.5	210	3046	
FORFS2432	-24	1.1/2"	38.1	2"	12	60	37	185	2683	

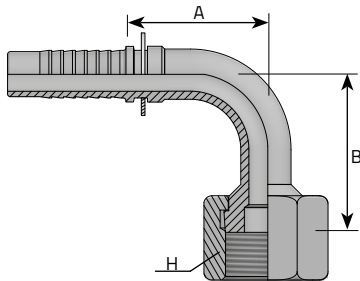
ORFS FEMALE (DOUBLE HEXAGON)



FEMMINA DIRITTA ORFS DOPPIO ESAGONO
 FEMELLE DROIT ORFS
 ORFS – UNF GEWINDE
 HEMBRA GIRATORIA RECTA ORFS - DOBLE HEXAGONO

Code	Tube			Thread		Dimensions			Pressure	
	D.N.	Hose	Diam	T	t/1"	H	H1	A	Bar	Psi
	Inch		mm	Inch		mm	mm	mm		
FORFS0406GIR	-4	1/4"	6.4	9/16"	18	19	19	30	450	6526
FORFS0409GIR	-4	1/4"	6.4	11/16"	16	17	22	31.5	450	6526
FORFS0509GIR	-5	5/16"	7.9	11/16"	16	17	22	32	350	5076
FORFS0606GIR	-6	3/8"	9.5	9/16"	18	17	17	30.5		
FORFS0609GIR	-6	3/8"	9.5	11/16"	16	22	22	34	445	6453
FORFS0611GIR	-6	3/8"	9.5	13/16"	16	19	24	36.5	445	6453
FORFS0809GIR	-8	1/2"	12.8	11/16"	16	19	22	31.5		
FORFS0811GIR	-8	1/2"	12.8	13/16"	16	24	24	41	415	6018
FORFS0813GIR	-8	1/2"	12.8	1"	14	24	30	39	415	6018
FORFS0814GIR	-8	1/2"	12.8	1.3/16"	16	30	36	44	315	4568
FORFS1013GIR	-10	5/8"	16	1"	14	24	30	39	350	5076
FORFS1014GIR	-10	5/8"	16	1.3/16"	16	30	36	44	350	5076
FORFS1213GIR	-12	3/4"	19	1"	14	27	30	42		
FORFS1214GIR	-12	3/4"	19	1.3/16"	16	30	36	44.6	350	5076
FORFS1215GIR	-12	3/4"	19	1.7/16"	12	36	41	51.5	350	5076
FORFS1614GIR	-16	1"	25.4	1.3/16"	16	-	-	-		
FORFS1615GIR	-16	1"	25.4	1.7/16"	12	36	41	52.5	280	4061
FORFS1621GIR	-16	1"	25.4	1.11/16"	12	41	50	55	210	3045
FORFS2021GIR	-20	1.1/4"	31.8	1.11/16"	12	41	50	56	210	3045
FORFS2432GIR	-24	1.1/2"	38.1	2"	12	50	60	61.2	185	2683

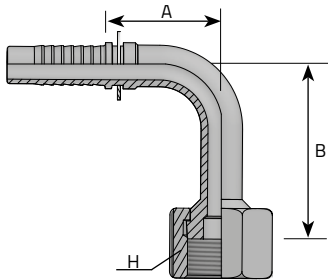
ORFS FEMALE SWIVEL 90° ELBOW



FEMMINA 90° ORFS
 FEMELLE 90° ORFS
 DK 90° BOGEN ORFS UNF STIRNDICHTEND
 HEMBRA GIRATORIA A 90° ORFS

Code	Tube			Thread		Dimensions			Pressure	
	D.N.	Hose	Diam	T	t/1"	H	B	A	Bar	Psi
	Inch		mm	Inch		mm	mm	mm		
F900RFS0406	-4	1/4"	6.4	9/16"	18	17	29.5	28	450	6526
F900RFS0409	-4	1/4"	6.4	11/16"	16	22	30	28	450	6526
F900RFS0411	-4	1/4"	6.4	13/16"	16	-	24	-	-	
F900RFS0509	-5	5/16"	7.9	11/16"	16	22	29	29	350	5076
F900RFS0606	-6	3/8"	9.5	9/16"	18	17	25	29.5	-	
F900RFS0609	-6	3/8"	9.5	11/16"	16	22	29	36	445	6454
F900RFS0611	-6	3/8"	9.5	13/16"	16	24	32	34	445	6454
F900RFS0809	-8	1/2"	12.8	11/16"	16	22	34	39.5	-	
F900RFS0811	-8	1/2"	12.8	13/16"	16	24	36	37.5	415	6019
F900RFS0813	-8	1/2"	12.8	1"	14	30	39	39	415	6019
F900RFS0814	-8	1/2"	12.8	1.3/16"	12	36	41	38	415	6019
F900RFS1013	-10	5/8"	16	1"	14	30	43.5	51.5	350	5076
F900RFS1014	-10	5/8"	16	1.3/16"	12	36	48	46.5	350	5076
F900RFS1214	-12	3/4"	19	1.3/16"	12	36	49	56	350	5076
F900RFS1215	-12	3/4"	19	1.7/16"	12	41	54	56.5	350	5076
F900RFS1615	-16	1"	25.4	1.7/16"	12	41	59.5	74	280	4061
F900RFS2021	-20	1.1/4"	31.8	1.11/16"	12	50	75.5	90	210	3046
F900RFS2432	-24	1.1/2"	38.1	2"	12	60	84	99	185	2683

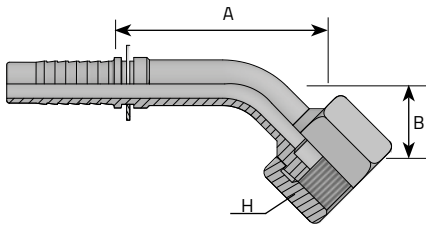
ORFS FEMALE SWIVEL - 90° ELBOW - LONG DROP



FEMMINA 90° ORFS LONG DROP
 FEMELLE 90° ORFS
 DK 90° BOGEN ORFS UNF STIRNDICHTEND
 HEMBRA GIRATORIA A 90° ORFS

Code	Tube		Thread			Dimensions			Pressure	
	D.N.	Hose	Diam	T	t/1"	H	B	A	Bar	Psi
	Inch		mm	Inch		mm	mm	mm		
F900RFS0406LD	6	1/4"	4	9/16"	18	17	45	26.5	450	6526
F900RFS0609LD	10	3/8"	6	11/16"	16	22	53	32	445	6454
F900RFS0611LD	10	3/8"	6	13/16"	16	24	51	36	445	6454
F900RFS0811LD	12	1/2"	8	13/16"	16	24	63	37.5	415	6019
F900RFS0813LD	12	1/2"	8	1"	14	30	64	37	415	6019
F900RFS1013LD	16	5/8"	10	1"	14	30	63	45	350	5076
F900RFS1014LD	16	5/8"	10	1.3/16"	12	36	71	45	350	5076
F900RFS1214LD	20	3/4"	12	1.3/16"	12	36	90	51	350	5076
F900RFS1615LD	25	1"	16	1.7/16"	12	41	108	69	280	4061

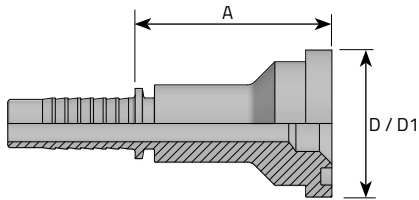
ORFS FEMALE SWIVEL - 45° ELBOW



FEMMINA 45° ORFS
 FEMELLE 45° ORFS
 DK 45° BOGEN ORFS UNF STIRNDICHTEND
 HEMBRA GIRATORIA A 45° ORFS

Code	Tube		Thread		Dimensions				Pressure	
	D.N.	Hose	Diam	T	t/1"	H	B	A	Bar	Psi
	Inch	mm	Inch		mm	mm	mm			
F45ORFS0406	-4	1/4"	6.4	9/16"	18	17	15	45	450	6526
F45ORFS0409	-4	1/4"	6.4	11/16"	16	22	15.5	45.5	450	6526
F45ORFS0509	-5	5/16"	7.9	11/16"	16	22	15.5	46	350	5076
F45ORFS0606	-6	3/8"	9.5	9/16"	18	-	-	-	-	-
F45ORFS0609	-6	3/8"	9.5	11/16"	16	22	13	51	445	6454
F45ORFS0611	-6	3/8"	9.5	13/16"	16	24	17	52	445	6454
F45ORFS0811	-8	1/2"	12.8	13/16"	16	24	18	58	415	6019
F45ORFS0813	-8	1/2"	12.8	1"	14	30	20	61	415	6019
F45ORFS0814	-8	1/2"	12.8	1.3/16"	12	36	24	62	415	6019
F45ORFS1013	-10	5/8"	16	1"	14	30	20	55	350	5076
F45ORFS1014	-10	5/8"	16	1.3/16"	12	36	21	57	350	5076
F45ORFS1214	-12	3/4"	19	1.3/16"	12	36	23	58	350	5076
F45ORFS1215	-12	3/4"	19	1.7/16"	12	41	27	62.5	350	5076
F45ORFS1615	-16	1"	25.4	1.7/16"	12	41	26	81	280	4061
F45ORFS2021	-20	1.1/4"	31.8	1.11/16"	12	50	34	93	210	3046
F45ORFS2432	-24	1.1/2"	38.1	2"	12	60	45	112	185	2683

FLANGE CODE 61 - 3000 PSI

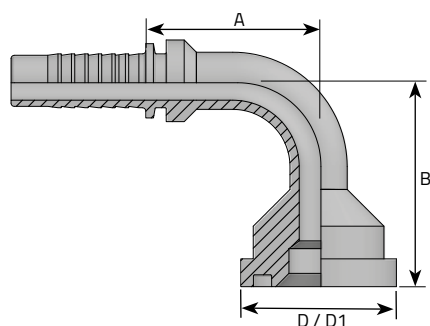


FLANGIA 3000 PSI
 BRIDE DROIT 3000 PSI (PIÈCE ENTIER)
 FLANSCHANSCHLUSS 3000 PSI – EINTEILIG
 BRIDA RECTA 3000 PSI (PIEZA UNICA)

* komatsu flange / Flangia Komatsu/ Bride komatsu /
 Flange komatsu / Brida komatsu
 Do Not Include O-Ring / O-Ring Non Compresso /
 Sans O-Ring / Ohne O-Ring/ Sin O-Ring

Code	Tube			Thread	Dimensions			Pressure	
	D.N.	Hose	Diam		D	D1	A	Bar	Psi
		Inch	mm		Inch	mm	mm		
FDL0808I	-8	1/2"	12.8		1/2"	30.2	49	350	5076
* FDL0810I	-8	1/2"	12.8		5/8"	34	48	350	5076
FDL0812I	-8	1/2"	12.8		3/4"	38.1	52	350	5076
FDL1008I	-10	5/8"	16		1/2"	30.2	49	350	5076
* FDL1010I	-10	5/8"	16		5/8"	34	49	350	5076
FDL1012I	-10	5/8"	16		3/4"	38.1	48	350	5076
FDL1208I	-12	3/4"	19		1/2"	30.2	47	350	5076
FDL1212I	-12	3/4"	19		3/4"	38.1	47	350	5076
FDL1216I	-12	3/4"	19		1"	44.5	50	350	5076
FDL1612I	-16	1"	25.4		3/4"	38.1	50	280	4061
FDL1616I	-16	1"	25.4		1"	44.5	50	280	4061
FDL1620I	-16	1"	25.4		1.1/4"	50.8	67	280	4061
FDL2016I	-20	1.1/4"	31.8		1"	44.5	57	210	3046
FDL2020I	-20	1.1/4"	31.8		1.1/4"	50.8	65	210	3046
FDL2024I	-20	1.1/4"	31.8		1.1/2"	60.3	70	210	3046
FDL2424I	-24	1.1/2"	38.1		1.1/2"	60.3	70	185	2683
FDL2432I	-24	1.1/2"	38.1		2"	71.4	72	185	2683
FDL3232I	-32	2"	50.8		2"	71.4	73	170	2466

FLANGE CODE 61 - 3000 PSI - 90° ELBOW

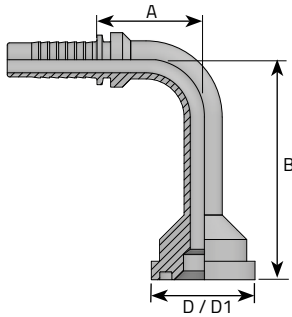


FLANGIA 90° SAE J518 3000 PSI INTERA
 BRIDE 90° 3000 PSI (PIÈCE ENTIER)
 90° FLANSCHANSCHLUSS 3000 PSI – EINTEILIG
 BRIDA A 90° 3000 PSI (PIEZA UNICA)

* komatsu flange / Flangia Komatsu/ Bride komatsu /
 Flange komatsu / Brida komatsu
 Do Not Include O-Ring / O-Ring Non Compresso /
 Sans O-Ring / Ohne O-Ring/ Sin O-Ring

Code	Tube			Thread	Dimensions				Pressure	
	D.N.	Hose	Diam		D	D1	B	A	Bar	Psi
	Inch	mm	Inch		mm	mm	mm			
F90L0808I	-8	1/2"	12.8	1/2"	30.2	43	39	350	5076	
* F90L0810I	-8	1/2"	12.8	5/8"	34	47	39	350	5076	
F90L0812I	-8	1/2"	12.8	3/4"	38.1	50	39	350	5076	
F90L1008I	-10	5/8"	16	1/2"	30.2	49	49	350	5076	
* F90L1010I	-10	5/8"	16	5/8"	34	52	49	350	5076	
F90L1012I	-10	5/8"	16	3/4"	38.1	55	49	350	5076	
F90L1208I	-12	3/4"	19	1/2"	30.2	52	57	350	5076	
F90L1212I	-12	3/4"	19	3/4"	38.1	58	57	350	5076	
F90L1216I	-16	3/4"	25.4	1"	44.5	62	57	350	5076	
F90L1612I	-16	1"	25.4	3/4"	38.1	60	77	280	4061	
F90L1616I	-16	1"	25.4	1"	44.5	64	77	280	4061	
F90L1620I	-16	1"	25.4	1.1/4"	50.8	70	77	280	4061	
F90L2016I	-20	1.1/4"	31.8	1"	44.5	82	89	210	3046	
F90L2020I	-20	1.1/4"	31.8	1.1/4"	50.8	87	89	210	3046	
F90L2024I	-20	1.1/4"	31.8	1.1/2"	60.3	88	89	210	3046	
F90L2424I	-24	1.1/2"	38.1	1.1/2"	60.3	102	101	185	2683	
F90L2432I	-24	1.1/2"	38.1	2"	71.4	118	101	185	2683	
F90L3232I	-32	2"	50.8	2"	71.4	120	144	170	2466	

FLANGE CODE 61 - 3000 PSI - 90° ELBOW (LONG DROP)

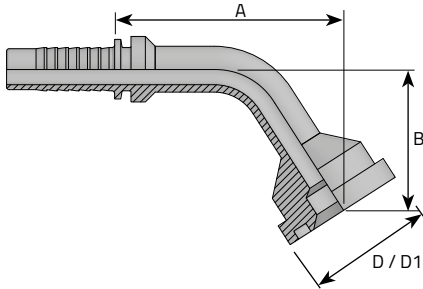


FLANGIA A 90° INTERA SAE 3000 LONG DROP
 BRIDE 90° 3000 PSI (PIÈCE ENTIER)
 90° FLANSCHANSCHLUSS 3000 PSI – EINTEILIG
 BRIDA A 90° 3000 PSI (PIEZA UNICA)

Do Not Include O-Ring / O-Ring Non Compresso /
 Sans O-Ring / Ohne O-Ring/ Sin O-Ring

Code	Tube			Thread	Dimensions				Pressure	
	D.N.	Hose	Diam		D	D1	B	A	Bar	Psi
	Inch	mm		Inch	mm	mm	mm			
F90L1212ILD	-12	3/4"	19		3/4"	38.1	96.8	57	350	5076
F90L1216ILD	-16	3/4"	25.4		1"	44.5	134.5	57	350	5076
F90L1616ILD	-16	1"	25.4		1"	44.5	115.5	77	280	4061
F90L2020ILD	-20	1.1/4"	31.8		1.1/4"	50.8	114.2	89	210	3046
F90L2424ILD	-24	1.1/2"	38.1		1.1/2"	60.3	131.4	101	185	2683

FLANGE CODE 61 - 3000 PSI - 60° ELBOW

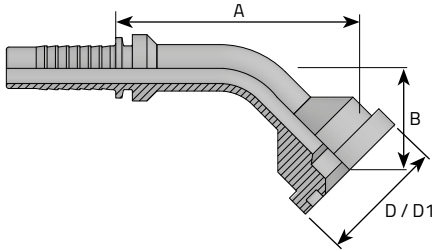


FLANGIA 60° SAE J518 3000 PSI INTERA
 BRIDE 60° 3000 PSI (PIÈCE ENTIER)
 60° FLANSCHANSCHLUSS 3000 PSI – EINTEILIG
 BRIDA A 60° 3000 PSI (PIEZA UNICA)

* komatsu flange / Flangia Komatsu/ Bride komatsu /
 Flange komatsu / Brida komatsu
 Do Not Include O-Ring / O-Ring Non Compresso /
 Sans O-Ring / Ohne O-Ring/ Sin O-Ring

Code	Tube			Thread	Dimensions				Pressure	
	D.N.	Hose	Diam		D	D1	B	A	Bar	Psi
		Inch	mm		Inch	mm	mm	mm		
F60L0808I	-8	1/2"	12.8		1/2"	30.2	-	63	350	5076
* F60L0810I	-8	1/2"	12.8		5/8"	34	-	68	350	5076
F60L0812I	-8	1/2"	12.8		3/4"	38.1	-	68	350	5076
F60L1008I	-10	5/8"	16		1/2"	30.2	-	59	350	5076
* F60L1010I	-10	5/8"	16		5/8"	34	-	63	350	5076
F60L1012I	-10	5/8"	16		3/4"	38.1	-	63	350	5076
F60L1208I	-12	3/4"	19		1/2"	30.2	-	63	350	5076
F60L1212I	-12	3/4"	19		3/4"	38.1	-	67	350	5076
F60L1216I	-16	3/4"	25.4		1"	44.5	-	70	350	5076
F60L1612I	-16	1"	25.4		3/4"	38.1	-	83	280	4061
F60L1616I	-16	1"	25.4		1"	44.5	-	86	280	4061
F60L1620I	-16	1"	25.4		1.1/4"	50.8	-	90	280	4061
F60L2016I	-20	1.1/4"	31.8		1"	44.5	-	96	210	3046
F60L2020I	-20	1.1/4"	31.8		1.1/4"	50.8	-	100	210	3046
F60L2024I	-20	1.1/4"	31.8		1.1/2"	60.3	-	101	210	3046
F60L2424I	-24	1.1/2"	38.1		1.1/2"	60.3	-	112	185	2683
F60L2432I	-24	1.1/2"	38.1		2"	71.4	-	123	185	2683
F60L3232I	-32	2"	50.8		2"	71.4	-	148	170	2466

FLANGE CODE 61 - 3000 PSI - 45° ELBOW



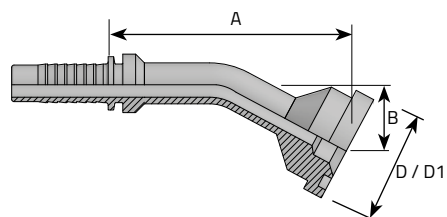
FLANGIA 45° SAE J518 3000 PSI INTERA
 BRIDE 45° 3000 PSI (PIÈCE ENTIER)
 45° FLANSCHANSCHLUSS 3000 PSI – EINTEILIG
 BRIDA A 45° 3000 PSI (PIEZA UNICA)

* komatsu flange / Flangia Komatsu/ Bride komatsu /
 Flange komatsu / Brida komatsu

Do Not Include O-Ring / O-Ring Non Compresso /
 Sans O-Ring / Ohne O-Ring/ Sin O-Ring

Code	Tube			Thread	Dimensions				Pressure	
	D.N.	Hose	Diam		D	D1	B	A	Bar	Psi
		Inch	mm		Inch	mm	mm	mm		
F45L0808I	-8	1/2"	12.8		1/2"	30.2	23	63	350	5076
* F45L0810I	-8	1/2"	12.8		5/8"	34	25	68	350	5076
F45L0812I	-8	1/2"	12.8		3/4"	38.1	28	68	350	5076
F45L1008I	-10	5/8"	16		1/2"	30.2	26	59	350	5076
* F45L1010I	-10	5/8"	16		5/8"	34	30	63	350	5076
F45L1012I	-10	5/8"	16		3/4"	38.1	30	63	350	5076
F45L1208I	-12	3/4"	19		1/2"	30.2	28	63	350	5076
F45L1212I	-12	3/4"	19		3/4"	38.1	32	67	350	5076
F45L1216I	-16	3/4"	25.4		1"	44.5	35	70	350	5076
F45L1612I	-16	1"	25.4		3/4"	38.1	35x	83	280	4061
F45L1616I	-16	1"	25.4		1"	44.5	32	86	280	4061
F45L1620I	-16	1"	25.4		1.1/4"	50.8	36	90	280	4061
F45L2016I	-20	1.1/4"	31.8		1"	44.5	36	96	210	3046
F45L2020I	-20	1.1/4"	31.8		1.1/4"	50.8	43	100	210	3046
F45L2024I	-20	1.1/4"	31.8		1.1/2"	60.3	44	101	210	3046
F45L2424I	-24	1.1/2"	38.1		1.1/2"	60.3	41	112	185	2683
F45L2432I	-24	1.1/2"	38.1		2"	71.4	52	123	185	2683
F45L3232I	-32	2"	50.8		2"	71.4	59	148	170	2466

FLANGE CODE 61 - 3000 PSI - 30° ELBOW



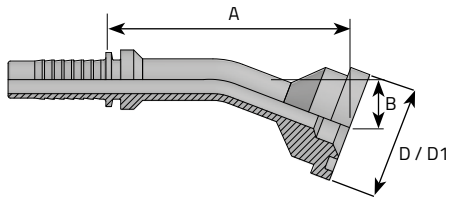
FLANGIA 30° SAE J518 3000 PSI INTERA
 BRIDE 30° 3000 PSI (PIÈCE ENTIER)
 30° FLANSCHANSCHLUSS 3000 PSI – EINTEILIG
 BRIDA 30° A 3000 PSI (PIEZA UNICA)

* komatsu flange / Flangia Komatsu/ Bride komatsu /
 Flange komatsu / Brida komatsu

Do Not Include O-Ring / O-Ring Non Compresso /
 Sans O-Ring / Ohne O-Ring/ Sin O-Ring

Code	Tube			Thread	Dimensions				Pressure	
	D.N.	Hose	Diam		D	D1	B	A	Bar	Psi
	Inch		mm	Inch	mm	mm	mm			
F30L0808I	-8	1/2"	12.8	1/2"	30.2	-	63	350	5076	
* F30L0810I	-8	1/2"	12.8	5/8"	34	-	68	350	5076	
F30L0812I	-8	1/2"	12.8	3/4"	38.1	-	68	350	5076	
F30L1008I	-10	5/8"	16	1/2"	30.2	-	59	350	5076	
* F30L1010I	-10	5/8"	16	5/8"	34	-	63	350	5076	
F30L1012I	-10	5/8"	16	3/4"	38.1	-	63	350	5076	
F30L1208I	-12	3/4"	19	1/2"	30.2	-	63	350	5076	
F30L1212I	-12	3/4"	19	3/4"	38.1	-	67	350	5076	
F30L1216I	-16	3/4"	25.4	1"	44.5	-	70	350	5076	
F30L1612I	-16	1"	25.4	3/4"	38.1	-	83	280	4061	
F30L1616I	-16	1"	25.4	1"	44.5	-	86	280	4061	
F30L1620I	-16	1"	25.4	1.1/4"	50.8	-	90	280	4061	
F30L2016I	-20	1.1/4"	31.8	1"	44.5	-	96	210	3046	
F30L2020I	-20	1.1/4"	31.8	1.1/4"	50.8	-	100	210	3046	
F30L2024I	-20	1.1/4"	31.8	1.1/2"	60.3	-	101	210	3046	
F30L2424I	-24	1.1/2"	38.1	1.1/2"	60.3	-	112	185	2683	
F30L2432I	-24	1.1/2"	38.1	2"	71.4	-	123	185	2683	
F30L3232I	-32	2"	50.8	2"	71.4	-	148	170	2466	

FLANGE CODE 61- 3000 PSI - 22.5° ELBOW



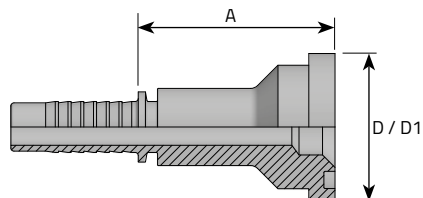
FLANGIA 22.5° SAE J518 3000 PSI INTERA
 BRIDE 22.5° 3000 PSI (PIÈCE ENTIER)
 22.5° FLANSCHANSCHLUSS 3000 PSI – EINTEILIG
 BRIDA A 22.5° 3000 PSI (PIEZA UNICA)

* komatsu flange / Flangia Komatsu/ Bride komatsu /
 Flange komatsu / Brida komatsu

Do Not Include O-Ring / O-Ring Non Compreso /
 Sans O-Ring / Ohne O-Ring/ Sin O-Ring

Code	Tube			Thread	Dimensions				Pressure	
	D.N.	Hose	Diam		D	D1	B	A	Bar	Psi
	Inch	mm		Inch	mm	mm	mm			
F22.5L0808I	-8	1/2"	12.8		1/2"	30.2	-	63	350	5076
* F22.5L0810I	-8	1/2"	12.8		5/8"	34	-	68	350	5076
F22.5L0812I	-8	1/2"	12.8		3/4"	38.1	-	68	350	5076
F22.5L1008I	-10	5/8"	16		1/2"	30.2	-	59	350	5076
* F22.5L1010I	-10	5/8"	16		5/8"	34	-	63	350	5076
F22.5L1012I	-10	5/8"	16		3/4"	38.1	-	63	350	5076
F22.5L1208I	-12	3/4"	19		1/2"	30.2	-	63	350	5076
F22.5L1212I	-12	3/4"	19		3/4"	38.1	-	67	350	5076
F22.5L1216I	-16	3/4"	25.4		1"	44.5	-	70	350	5076
F22.5L1612I	-16	1"	25.4		3/4"	38.1	-	83	280	4061
F22.5L1616I	-16	1"	25.4		1"	44.5	-	86	280	4061
F22.5L1620I	-16	1"	25.4		1.1/4"	50.8	-	90	280	4061
F22.5L2016I	-20	1.1/4"	31.8		1"	44.5	-	96	210	3046
F22.5L2020I	-20	1.1/4"	31.8		1.1/4"	50.8	-	100	210	3046
F22.5L2024I	-20	1.1/4"	31.8		1.1/2"	60.3	-	101	210	3046
F22.5L2424I	-24	1.1/2"	38.1		1.1/2"	60.3	-	112	185	2683
F22.5L2432I	-24	1.1/2"	38.1		2"	71.4	-	123	185	2683
F22.5L3232I	-32	2"	50.8		2"	71.4	-	148	170	2466

FLANGE CODE 62 - 6000 PSI

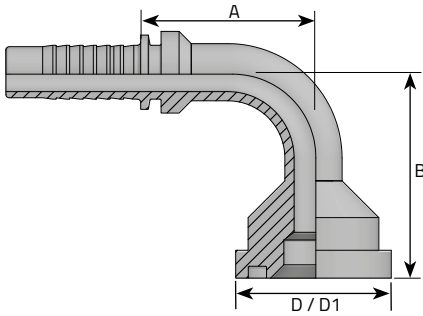


FLANGIA DIRITTA SAE J518 6000 PSI INTERA
 BRIDE DROIT 6000 PSI (PIÈCE ENTIER)
 FLANSCHANSCHLUSS 6000 PSI – EINTEILIG
 BRIDA RECTA 6000 PSI (PIEZA UNICA)

Do Not Include O-Ring / O-Ring Non Compresso /
 Sans O-Ring / Ohne O-Ring/ Sin O-Ring

Code	Tube			Thread	Dimensions			Pressure	
	D.N.	Hose Inch	Diam mm		D Inch	D1 mm	A mm	Bar	Psi
FDP0808I	-8	1/2"	12.8		1/2"	31.7	50	415	6019
FDP0812I	-8	1/2"	12.8		3/4"	41.3	55	415	6019
FDP1008I	-10	5/8"	16		1/2"	31.7	50	350	5076
FDP1012I	-10	5/8"	16		3/4"	41.3	51	350	5076
FDP1208I	-12	3/4"	19		1/2"	31.7	53	350	5076
FDP1212I	-12	3/4"	19		3/4"	41.3	53	350	5076
FDP1216I	-12	3/4"	19		1"	47.6	64	350	5076
FDP1612I	-16	1"	25.4		3/4"	41.3	64	280	4061
FDP1616I	-16	1"	25.4		1"	47.6	66	280	4061
FDP1620I	-16	1"	25.4		1.1/4"	54	71	280	4061
FDP2016I	-20	1.1/4"	31.8		1"	47.6	66	210	3046
FDP2020I	-20	1.1/4"	31.8		1.1/4"	54	67	210	3046
FDP2024I	-20	1.1/4"	31.8		1.1/2"	63.5	78	210	3046
FDP2424I	-24	1.1/2"	38.1		1.1/2"	63.5	78	185	2683
FDP2432I	-24	1.1/2"	38.1		2"	79.4	73	185	2683
FDP3232I	-32	2"	50.8		2"	79.4	73	172	2495

FLANGE CODE 62 - 6000 PSI - 90° ELBOW

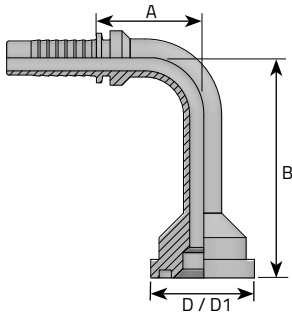


FLANGIA A 90° SAE J518 6000 PSI INTERA
 BRIDE 90° 6000 PSI (PIÈCE ENTIER)
 90° FLANSCHANSCHLUSS 6000 PSI – EINTEILIG
 BRIDA A 90° 6000 PSI (PIEZA UNICA)

Do Not Include O-Ring / O-Ring Non Compresso /
 Sans O-Ring / Ohne O-Ring/ Sin O-Ring

Code	Tube			Thread	Dimensions				Pressure	
	D.N.	Hose	Diam		D	D1	B	A	Bar	Psi
	Inch		mm		Inch	mm	mm	mm		
F90P0808I	-8	1/2"	12.8		1/2"	31.7	44	39	415	6019
F90P0812I	-8	1/2"	12.8		3/4"	41.3	51	39	415	6019
F90P1008I	-10	5/8"	16		1/2"	31.7	50	49	350	5076
F90P1012I	-10	5/8"	16		3/4"	41.3	59	49	350	5076
F90P1208I	-12	3/4"	19		1/2"	31.7	53	57	350	5076
F90P1212I	-12	3/4"	19		3/4"	41.3	62	57	350	5076
F90P1216I	-12	3/4"	19		1"	47.6	67	57	350	5076
F90P1612I	-16	1"	25.4		3/4"	41.3	64	77	280	4061
F90P1616I	-16	1"	25.4		1"	47.6	69	77	280	4061
F90P1620I	-16	1"	25.4		1.1/4"	54	73	77	280	4061
F90P2016I	-20	1.1/4"	31.8		1"	47.6	87	89	210	3046
F90P2020I	-20	1.1/4"	31.8		1.1/4"	54	93	89	210	3046
F90P2024I	-20	1.1/4"	31.8		1.1/2"	63.5	97	89	210	3046
F90P2424I	-24	1.1/2"	38.1		1.1/2"	63.5	111	101	185	2683
F90P2432I	-24	1.1/2"	38.1		2"	79.4	126	101	185	2683
F90P3232I	-32	2"	50.8		2"	79.4	128	144	172	2495

FLANGE CODE 62 6000 PSI - 90° ELBOW (LONG DROP)

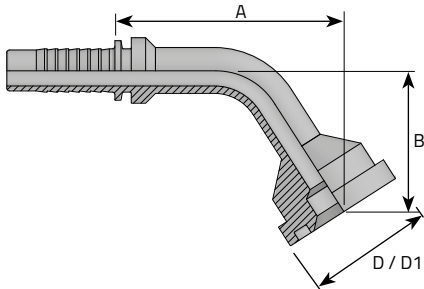


FLANGIA A 90° INTERA SAE 6000 LONG DROP
 BRIDE 90° 6000 PSI (PIÈCE ENTIER)
 90° FLANSCHANSCHLUSS 6000 PSI – EINTEILIG
 BRIDA A 90° 6000 PSI (PIEZA UNICA)

Do Not Include O-Ring / O-Ring Non Compresso /
 Sans O-Ring / Ohne O-Ring/ Sin O-Ring

Code	Tube			Thread	Dimensions				Pressure	
	D.N.	Hose	Diam		D	D1	B	A	Bar	Psi
	Inch		mm	Inch	mm	mm	mm			
F90P1212I LD	20	3/4"	12		3/4"	41.3	100	57	350	5076
F90P1216I LD	20	3/4"	12		1"	47.6	137	57	350	5076
F90P1616I LD	25	1"	16		1"	47.6	120	77	280	4061
F90P2020I LD	32	1.1/4"	20		1.1/4"	54	115	89	210	3046
F90P2424I LD	40	1.1/2"	24		1.1/2"	63.5	135	95	185	2683

FLANGE CODE 62 6000 PSI - 60° ELBOW

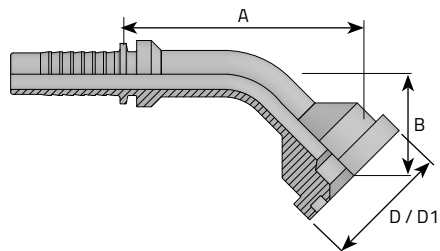


FLANGIA A 60° SAE J518 6000 PSI INTERA
 BRIDE 60° 6000 PSI (PIÈCE ENTIER)
 60° FLANSCHANSCHLUSS 6000 PSI – EINTEILIG
 BRIDA A60° 6000 PSI (PIEZA UNICA)

Do Not Include O-Ring / O-Ring Non Compresso /
 Sans O-Ring / Ohne O-Ring/ Sin O-Ring

Code	Tube			Thread	Dimensions				Pressure	
	D.N.	Hose	Diam		D	D1	B	A	Bar	Psi
		Inch	mm		Inch	mm	mm	mm		
F60P0808I	-8	1/2"	12.8		1/2"	31.7	-	64	415	6019
F60P0812I	-8	1/2"	12.8		3/4"	41.3	-	69	415	6019
F60P1008I	-10	5/8"	16		1/2"	31.7	-	60	350	5076
F60P1012I	-10	5/8"	16		3/4"	41.3	-	66	350	5076
F60P1208I	-12	3/4"	19		1/2"	31.7	-	64	350	5076
F60P1212I	-12	3/4"	19		3/4"	41.3	-	70	350	5076
F60P1216I	-12	3/4"	19		1"	47.6	-	74	350	5076
F60P1612I	-16	1"	25.4		3/4"	41.3	-	86	280	4061
F60P1616I	-16	1"	25.4		1"	47.6	-	89	280	4061
F60P1620I	-16	1"	25.4		1.1/4"	54	-	94	280	4061
F60P2016I	-20	1.1/4"	31.8		1"	47.6	-	100	210	3046
F60P2020I	-20	1.1/4"	31.8		1.1/4"	54	-	104	210	3046
F60P2024I	-20	1.1/4"	31.8		1.1/2"	63.5	-	107	210	3046
F60P2424I	-24	1.1/2"	38.1		1.1/2"	63.5	-	118	185	2683
F60P2432I	-24	1.1/2"	38.1		2"	79.4	-	119	185	2683
F60P3232I	-32	2"	50.8		2"	79.4	-	153	172	2495

FLANGE CODE 62 - 6000 PSI - 45° ELBOW

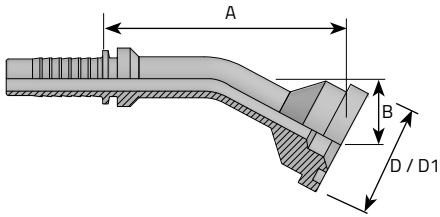


FLANGIA A 45° SAE J518 6000 PSI INTERA
 BRIDE 45° 6000 PSI (PIÈCE ENTIER)
 45° FLANSCHANSCHLUSS 6000 PSI – EINTEILIG
 BRIDA A 45° 6000 PSI (PIEZA UNICA)

Do Not Include O-Ring / O-Ring Non Compresso /
 Sans O-Ring / Ohne O-Ring/ Sin O-Ring

Code	Tube			Thread	Dimensions				Pressure	
	D.N.	Hose	Diam		D	D1	B	A	Bar	Psi
		Inch	mm		Inch	mm	mm	mm		
F45P0808I	-8	1/2"	12.8		1/2"	31.7	23	64	415	6019
F45P0812I	-8	1/2"	12.8		3/4"	41.3	28	69	415	6019
F45P1008I	-10	5/8"	16		1/2"	31.7	26	60	350	5076
F45P1012I	-10	5/8"	16		3/4"	41.3	30	66	350	5076
F45P1208I	-12	3/4"	19		1/2"	31.7	28	64	350	5076
F45P1212I	-12	3/4"	19		3/4"	41.3	32	70	350	5076
F45P1216I	-12	3/4"	19		1"	47.6	35	74	350	5076
F45P1612I	-16	1"	25.4		3/4"	41.3	35	86	280	4061
F45P1616I	-16	1"	25.4		1"	47.6	32	89	280	4061
F45P1620I	-16	1"	25.4		1.1/4"	54	36	94	280	4061
F45P2016I	-20	1.1/4"	31.8		1"	47.6	36	100	210	3046
F45P2020I	-20	1.1/4"	31.8		1.1/4"	54	43	104	210	3046
F45P2024I	-20	1.1/4"	31.8		1.1/2"	63.5	44	107	210	3046
F45P2424I	-24	1.1/2"	38.1		1.1/2"	63.5	41	118	185	2683
F45P2432I	-24	1.1/2"	38.1		2"	79.4	52	119	185	2683
F45P3232I	-32	2"	50.8		2"	79.4	59	153	172	2495

FLANGE CODE 62 - 6000 PSI - 30° ELBOW

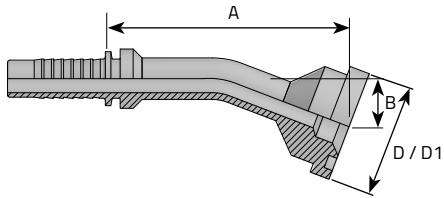


FLANGIA A 30° SAE J518 6000 PSI INTERA
 BRIDE 30° 6000 PSI (PIÈCE ENTIER)
 30° FLANSCHANSCHLUSS 6000 PSI – EINTEILIG
 BRIDA A 30° 6000 PSI (PIEZA UNICA)

Do Not Include O-Ring / O-Ring Non Compresso /
 Sans O-Ring / Ohne O-Ring/ Sin O-Ring

Code	Tube			Thread	Dimensions				Pressure	
	D.N.	Hose	Diam		D	D1	B	A	Bar	Psi
	Inch		mm		Inch	mm	mm	mm		
F30P0808I	-8	1/2"	12.8		1/2"	31.7	-	64	415	6019
F30P0812I	-8	1/2"	12.8		3/4"	41.3	-	69	415	6019
F30P1008I	-10	5/8"	16		1/2"	31.7	-	60	350	5076
F30P1012I	-10	5/8"	16		3/4"	41.3	-	66	350	5076
F30P1208I	-12	3/4"	19		1/2"	31.7	-	64	350	5076
F30P1212I	-12	3/4"	19		3/4"	41.3	-	70	350	5076
F30P1216I	-12	3/4"	19		1"	47.6	-	74	350	5076
F30P1612I	-16	1"	25.4		3/4"	41.3	-	86	280	4061
F30P1616I	-16	1"	25.4		1"	47.6	-	89	280	4061
F30P1620I	-16	1"	25.4		1.1/4"	54	-	94	280	4061
F30P2016I	-20	1.1/4"	31.8		1"	47.6	-	100	210	3046
F30P2020I	-20	1.1/4"	31.8		1.1/4"	54	-	104	210	3046
F30P2024I	-20	1.1/4"	31.8		1.1/2"	63.5	-	107	210	3046
F30P2424I	-24	1.1/2"	38.1		1.1/2"	63.5	-	118	185	2683
F30P2432I	-24	1.1/2"	38.1		2"	79.4	-	119	185	2683
F30P3232I	-32	2"	50.8		2"	79.4	-	153	172	2495

FLANGE CODE 62 - 6000 PSI - 22.5° ELBOW

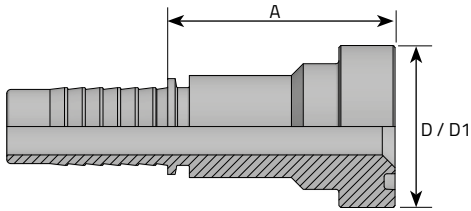


FLANGIA A 22.5° SAE J518 6000 PSI INTERA
 BRIDE 22.5° 6000 PSI (PIÈCE ENTIER)
 22.5° FLANSCHANSCHLUSS 6000 PSI – EINTEILIG
 BRIDA A 22.5° 6000 PSI (PIEZA UNICA)

Do Not Include O-Ring / O-Ring Non Compresso /
 Sans O-Ring / Ohne O-Ring/ Sin O-Ring

Code	Tube			Thread	Dimensions				Pressure	
	D.N.	Hose	Diam		D	D1	B	A	Bar	Psi
	Inch	mm	Inch		mm	mm	mm			
F22.5P0808I	-8	1/2"	12.8		1/2"	31.7	-	64	415	6019
F22.5P0812I	-8	1/2"	12.8		3/4"	41.3	-	69	415	6019
F22.5P1008I	-10	5/8"	16		1/2"	31.7	-	60	350	5076
F22.5P1012I	-10	5/8"	16		3/4"	41.3	-	66	350	5076
F22.5P1208I	-12	3/4"	19		1/2"	31.7	-	64	350	5076
F22.5P1212I	-12	3/4"	19		3/4"	41.3	-	70	350	5076
F22.5P1216I	-12	3/4"	19		1"	47.6	-	74	350	5076
F22.5P1612I	-16	1"	25.4		3/4"	41.3	-	86	280	4061
F22.5P1616I	-16	1"	25.4		1"	47.6	-	89	280	4061
F22.5P1620I	-16	1"	25.4		1.1/4"	54	-	94	280	4061
F22.5P2016I	-20	1.1/4"	31.8		1"	47.6	-	100	210	3046
F22.5P2020I	-20	1.1/4"	31.8		1.1/4"	54	-	104	210	3046
F22.5P2024I	-20	1.1/4"	31.8		1.1/2"	63.5	-	107	210	3046
F22.5P2424I	-24	1.1/2"	38.1		1.1/2"	63.5	-	118	185	2683
F22.5P2432I	-24	1.1/2"	38.1		2"	79.4	-	119	185	2683
F22.5P3232I	-32	2"	50.8		2"	79.4	-	153	172	2495

SUPERCAT FLANGE

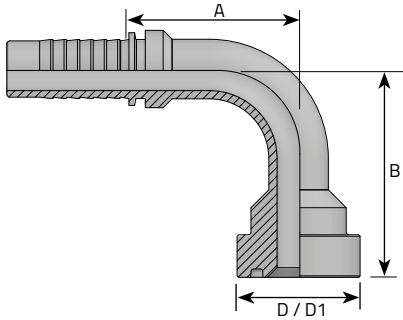


FLANGIA DIRITTA SUPERCAT INTERA
 EMBOUT À BRIDE SUPERCAT DROITE (PIÈCE ENTIER)
 FLANSCHANSCHLUSS SUPERCAT EINTEILIG
 BRIDA RECTA SUPERCAT (PIEZA UNICA)

Do Not Include O-Ring / O-Ring Non Compresso /
 Sans O-Ring / Ohne O-Ring/ Sin O-Ring

Code	Tube			Thread	Dimensions			Pressure	
	D.N.	Hose	Diam		D	D1	A	Bar	Psi
	Inch		mm	Inch	mm	mm			
FDS1212I	-12	3/4"	19		3/4"	41.3	58	350	5076
FDS1216I	-12	3/4"	19		1"	47.6	70	350	5076
FDS1616I	-16	1"	25.4		1"	47.6	72	280	4061
FDS1620I	-16	1"	25.4		1.1/4"	54	75	280	4061
FDS2020I	-20	1.1/4"	31.8		1.1/4"	54	71	210	3046
FDS2024I	-20	1.1/4"	31.8		1.1/2"	63.5	80	210	3046
FDS2424I	-24	1.1/2"	38.1		1.1/2"	63.5	80	185	2683

SUPERCAT FLANGE - 90° ELBOW

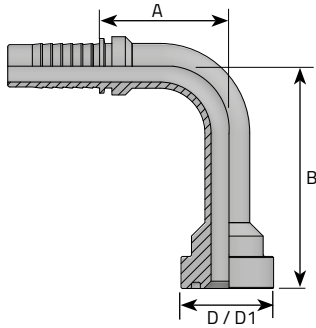


FLANGIA 90° SUPERCAT INTERA
 BRIDE 90° SUPERCAT (PIÈCE ENTIER)
 90° FLANSCHANSCHLUSS SUPERCAT EINTEILIG
 BRIDA 90° SUPERCAT (PIEZA UNICA)

Do Not Include O-Ring / O-Ring Non Compresso /
 Sans O-Ring / Ohne O-Ring/ Sin O-Ring

Code	Tube			Thread	Dimensions				Pressure	
	D.N.	Hose	Diam		D	D1	B	A	Bar	Psi
	Inch		mm	Inch	mm	mm	mm			
F90S1212I	-12	3/4"	19		3/4"	41.3	67	57	350	5076
F90S1216I	-12	3/4"	19		1"	47.6	73	57	350	5076
F90S1616I	-16	1"	25.4		1"	47.6	75	77	280	4061
F90S1620I	-16	1"	25.4		1.1/4"	54	80	77	280	4061
F90S2020I	-20	1.1/4"	31.8		1.1/4"	54	97	89	210	3046
F90S2024I	-20	1.1/4"	31.8		1.1/2"	63.5	99	89	210	3046
F90S2424I	-24	1.1/2"	38.1		1.1/2"	63.5	113	101	185	2683

SUPERCAT FLANGE 90° ELBOW (LONG DROP)

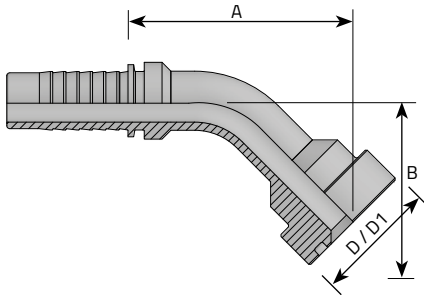


FLANGIA 90° SUPERCAT INTERA LONG DROP
 BRIDE 90° SUPERCAT (PIÈCE ENTIER)
 90° FLANSCHANSCHLUSS SUPERCAT EINTEILIG
 BRIDA 90° SUPERCAT (PIEZA UNICA)

Do Not Include O-Ring / O-Ring Non Compresso /
 Sans O-Ring / Ohne O-Ring/ Sin O-Ring

Code	Tube			Thread	Dimensions				Pressure	
	D.N.	Hose	Diam		D	D1	B	A	Bar	Psi
	Inch		mm	Inch	mm	mm	mm			
F90S1212ILD	-12	3/4"	19		3/4"	41.3	105.4	57	350	5076
F90S1216ILD	-12	3/4"	19		1"	47.6	142	57	350	5076
F90S1616ILD	-16	1"	25.4		1"	47.6	124.8	77	280	4061
F90S2020ILD	-20	1.1/4"	31.8		1.1/4"	54	123	89	210	3046
F90S2424ILD	-24	1.1/2"	38.1		1.1/2"	63.5	141.7	101	185	2683

SUPERCAT FLANGE - 45° ELBOW

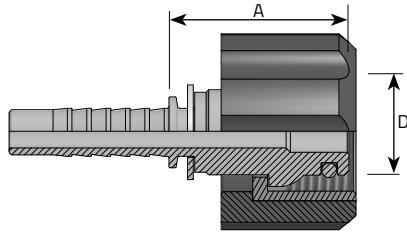


FLANGIA 45° SUPERCAT INTERA
 BRIDE 45° SUPERCAT (PIÈCE ENTIER)
 45° FLANSCHANSCHLUSS SUPERCAT EINTEILIG
 BRIDA 45° SUPERCAT (PIEZA UNICA)

Do Not Include O-Ring / O-Ring Non Compresso /
 Sans O-Ring / Ohne O-Ring/ Sin O-Ring

Code	Tube			Thread	Dimensions				Pressure	
	D.N.	Hose	Diam		D	D1	B	A	Bar	Psi
	Inch		mm	Inch	mm	mm	mm			
F45S1212I	-12	3/4"	19		3/4"	41.3	39	74	350	5076
F45S1216I	-12	3/4"	19		1"	47.6	43	78	350	5076
F45S1616I	-16	1"	25.4		1"	47.6	40	94	280	4061
F45S1620I	-16	1"	25.4		1.1/4"	54	43	97	280	4061
F45S2020I	-20	1.1/4"	31.8		1.1/4"	54	50	107	210	3046
F45S2024I	-20	1.1/4"	31.8		1.1/2"	63.5	51	108	210	3046
F45S2424I	-24	1.1/2"	38.1		1.1/2"	63.5	49	120	185	2683

WATERJET CLEANER FEMALE - FK TYPE

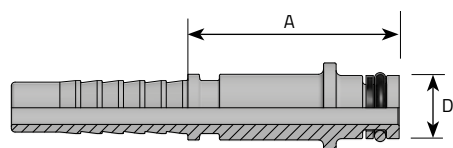


FEMMINA PER IDROPULTRICI TIPO "FK"
 FEMELLE SÉRIE "FK"
 DKR FÜR HOCHDRUCKREINIGER – "FK" SERIE
 HEMBRA PARA HIDROLAVADORA – SERIE "FK"

* Hobby applications
 Uso Hobbistico

Code	Tube			Thread		Dimensions		Pressure	
	D.N.	Hose	Diam	T	t/1"	D	A	Bar	Psi
		Inch	mm	mm		mm	mm		
FDW0422T14	-4	1/4"	6.4	M22 x1.5		14	33	400	5801
FDW0422T15	-4	1/4"	6.4	M22 x1.5		15	33	400	5801
* FDW0422T15L	-4	1/4"	6.4	M22 x1.5		15	40	400	5801
FDW0522T14	-5	5/16"	7.9	M22 x1.5		14	33	400	5801
FDW0522T15	-5	5/16"	7.9	M22 x1.5		15	33	400	5801
* FDW0522T15L	-5	5/16"	7.9	M22 x1.5		15	40	400	5801
FDW0622T14	-6	3/8"	9.5	M22 x1.5		14	33	400	5801
FDW0622T15	-6	3/8"	9.5	M22 x1.5		15	33	400	5801

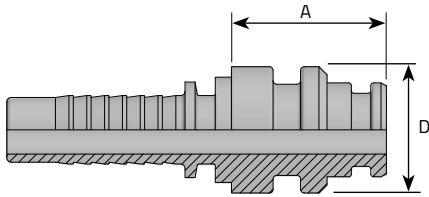
PISTOL WASH CLEANER JUNCTION



ATTACCO PER PISTOLE IDROPULTRICI
 JONCTION POUR WASHCLEANER
 VERBINDUNG FÜR HOCHDRUCKREINIGER
 UNIÓN PARA HIDROLAVADORA

Code	Tube			Thread	Dimensions		Pressure	
	D.N.	Hose	Diam		D	A	Bar	Psi
		Inch	mm		mm	mm		
FW04D10	-4	1/4"	6.4		10	33.5		
FW04D11	-4	1/4"	6.4		11	33.5		
FW05D10	-5	5/16"	7.9		10	33.5		
FW05D11	-5	5/16"	7.9		11	33.5		

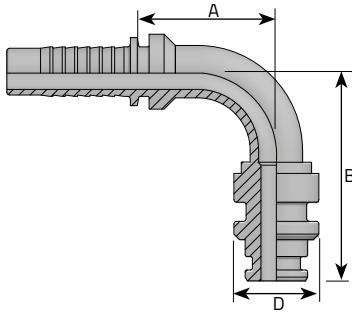
STAPLE-LOCK MALE



MASCHIO MINIERA
 MÂLE STAPLE-LOCK (MINE)
 STECK-O PRESSNIPPEL
 MACHO FIJO PARA MINERÍA

Code	Tube			Thread	Dimensions		Pressure	
	D.N.	Hose	Diam		A	D	Bar	Psi
		Inch	mm		mm	mm		
MINE0404	-4	1/4"	6.4		28.7	15		
MINE0606	-6	3/8"	9.5		28.8	20		
MINE0808	-8	1/2"	12.8		28.7	24		
MINE1212	-12	3/4"	19		28.9	29		
MINE1616	-16	1"	25.4		35.1	39		
MINE2020	-20	1.1/4"	31.8		35	46		
MINE2424	-24	1.1/2"	38.1		40	55		
MINE3232	-32	2"	50.8		40	64		

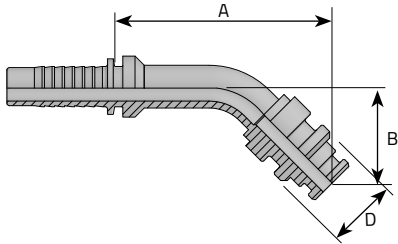
STAPLE-LOCK MALE 90° ELBOW



MASCHIO 90° MINIERA
 MÂLE 90° STAPLE-LOCK (MINE)
 90° STECK-O PRESSNIPPEL
 MACHO 90° PARA MINERÍA

Code	Tube			Thread	Dimensions			Pressure	
	D.N.	Hose	Diam		A	B	D	Bar	Psi
	Inch		mm	mm	mm	mm			
MINE900606	-6	3/8"	9.5		32.5	53.5	20		
MINE900808	-8	1/2"	12.8		39	58	24		

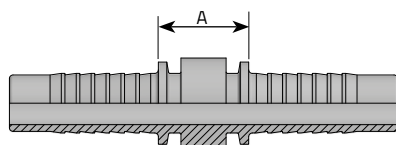
STAPLE-LOCK MALE 45° ELBOW



MASCHIO 45° MINIERA
 MÂLE 45° STAPLE-LOCK (MINE)
 45° STECK-O PRESSNIPPEL
 MACHO 45° PARA MINERÍA

Code	Tube			Thread	Dimensions			Pressure	
	D.N.	Hose	Diam		A	B	D	Bar	Psi
		Inch	mm		mm	mm	mm		
MINE450606	-6	3/8"	9.5		65	34	20		
MINE450808	-8	1/2"	12.8		73	35	24		

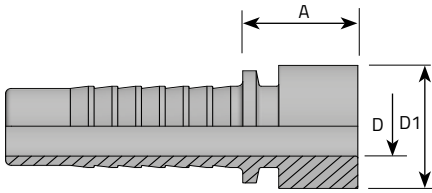
DOUBLE CONNECTOR



GIUNZIONE TUBO DIRITTA
 JONCTION TUYAUX DROIT
 VERBINDUNGSNIPPEL
 CONECTOR DOBLE

Code	Tube			Thread	Dimensions A	Pressure	
	D.N.	Hose Inch	Diam mm			Bar	Psi
GD04	-4	1/4"	6.4		14	450	6526
GD05	-5	5/16"	7.9		14	350	5076
GD06	-6	3/8"	9.5		15	445	6454
GD08	-8	1/2"	12.8		20	415	6019
GD10	-10	5/8"	16		16	350	5076
GD12	-12	3/4"	19		18	350	5076
GD16	-16	1"	25.4		20	280	4061
GD20	-20	1.1/4"	31.8		21	210	3046

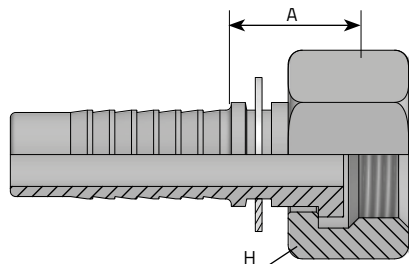
BRAZING TAIL



CODOLO A SALDARE
 QUEUE À SOUDER
 SCHWEISSNIPPEL
 ESPIGA SOLDABLE

Code	Tube			Thread	Dimensions			Pressure	
	D.N.	Hose Inch	Diam mm		D mm	D1 mm	A mm	Bar	Psi
CS03	-3	3/16"	4.8		-	12	14.5		
CS04	-4	1/4"	6.4		-	12	12.5		
CS04T8	-4	1/4"	6.4		8	12	12.5		
CS05	-5	5/16"	7.9		-	14	13.5		
CS05T10	-5	5/16"	7.9		10	15	13.6		
CS06	-6	3/8"	9.5		-	16	14.5		
CS06T10	-6	3/8"	9.5		10	16	14.5		
CS06T12	-6	3/8"	9.5		12	16	14.5		
CS08	-8	1/2"	12.8		-	20	16		
CS08T14	-8	1/2"	12.8		14	20	16		
CS08T15	-8	1/2"	12.8		15	20	16		
CS08T16	-8	1/2"	12.8		16	20	16		
CS10	-10	5/8"	16		-	24	18		
CS12	-12	3/4"	19		-	26	15.5		
CS16	-16	1"	25.4		-	32	22		
CS20	-20	1.1/4"	31.8		-	40	21.5		
CS24	-24	1.1/2"	38.1		-	46	21.5		
CS32	-32	2"	50.8		-	60	23		

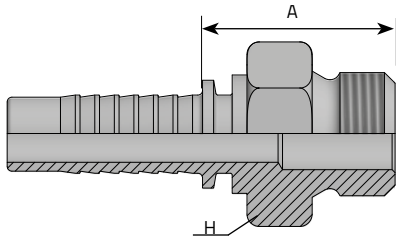
WHITWORTH CO² FEMALE



FEMMINA CO2 FILETTO WHITWORTH
 FEMÂLE CO2 WHITWORTH
 PRESSARMATUR CO2 IG 21.7 WHITWORTH
 HEMBRA CO2 WHITWORTH

Code	Tube			Thread		Dimensions		Pressure	
	D.N.	Hose	Diam	T	t/1"	H	A	Bar	Psi
	Inch		mm	mm		mm	mm		
FW0621.7	-6	3/8"	9.5	21.7 W	14	27	16		
FW0821.7	-8	1/2"	12.8	21.7 W	14	27	16.5		

WHITWORTH CO² MALE

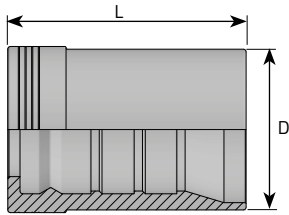


MASCHIO CO2 FILETTO WHITWORTH
 MELLE CO2 WHITWORTH
 PRESSARMATUR CO2 AG 21.7 WHITWORTH
 MACHO CO2 WHITWORTH

Code	Tube		Thread			Dimensions		Pressure	
	D.N.	Hose	Diam	T	t/1"	H	A	Bar	Psi
	Inch		mm	mm		mm	mm		
MW0621.7	-6	3/8"	9.5	21.7 W	14	24	27		
MW0821.7	-8	1/2"	12.8	21.7 W	14	24	27.5		

Interlock

INTERLOCK FERRULE FOR 4SH

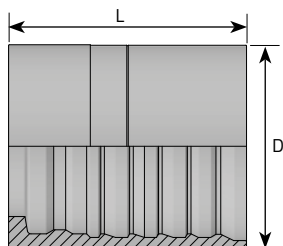


BOCCOLA PER TUBO 4SH
 JUPE POUR 4SH
 PRESSHÜLSE 4SH
 CASQUILLO PARA 4SH

Double skive - Doppia pelatura - Double dénudable -
 Schaelfassung - Doble pelatura

Code	Tube			Thread	Dimensions		Pressure
	D.N.	Hose	Diam		D	L	
		Inch	mm		mm	mm	
KB4SH10	-10	5/8"	16		36	52	
KB4SH12	-12	3/4"	19		38	60	
KB4SH16	-16	1"	25.4		46	74.5	
KB4SH20	-20	1.1/4"	31.8		56	87.8	
KB4SH24	-24	1.1/2"	38.1		62	94.4	
KB4SH32	-32	2"	50.8		79.5	99	

INTERLOCK FERRULE FOR R13/R15

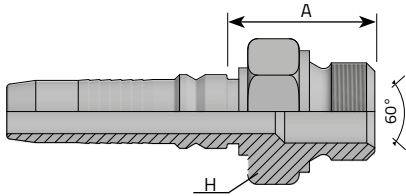


BOCCOLA PER TUBO R13/R15
 JUPE POUR R13/R15
 PRESSHÜLSE R13/R15
 CASQUILLO PARA R13/R15

Double skive - Doppia pelatura - Double dénudable -
 Schaelfassung - Doble peladura

Code	Tube			Thread	Dimensions		Pressure
	D.N.	Hose	Diam		D	L	
		Inch	mm		mm	mm	
KBH1320	-20	1.1/4"	31.8		60	87.8	
KBH1324	-24	1.1/2"	38.1		67	94.4	
KBH1332	-32	2"	50.8		84.5	99	

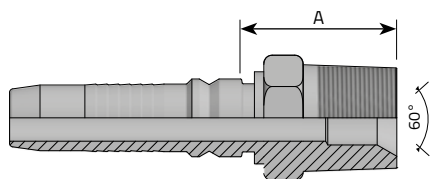
INTERLOCK BSPP MALE



MASCHIO BSPP SV 60°
 EMBOUT MÂLE BSPP CÔNE 60°
 AGR 60° INNENKONUS (BSPP-GEWINDE)
 MACHO BSPP CONO 60°

Code	Tube		Thread			Dimensions		Pressure	
	D.N.	Hose	Diam	T	t/1"	H	A	Bar	Psi
	Inch		mm	Inch		mm	mm		
KMG1212	-12	3/4"	19	3/4"	14	32	34.7	420	6091
KMG1616	-16	1"	25.4	1"	11	38	37.4	420	6091
KMG1620	-16	1"	25.4	1.1/4"	11	50	42.6	420	6091
KMG2020	-20	1.1/4"	31.8	1.1/4"	11	50	44.2	420	6091
KMG2424	-24	1.1/2"	38.1	1.1/2"	11	55	44.5	345	5004
KMG3232	-32	2"	50.8	2"	11	70	54	345	5004

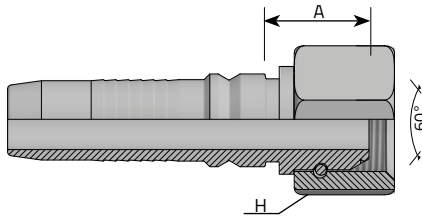
INTERLOCK BSPT MALE



MASCHIO BSPT SV 60°
 MÂLE BSPT CÔNE 60°
 AGR KONISCH (BSPT)
 MACHO BSPT CONO 60°

Code	Tube		Thread		Dimensions			Pressure	
	D.N.	Hose	Diam	T	t/1"	H	A	Bar	Psi
	Inch		mm	Inch		mm	mm		
KMGK1212	-12	3/4"	19	3/4"	14	27	34.7	420	6091
KMGK1616	-16	1"	25.4	1"	11	36	43.5	420	6091
KMGK2020	-20	1.1/4"	31.8	1.1/4"	11	46	42.0	414	6004
KMGK2424	-24	1.1/2"	38.1	1.1/2"	11	50	46	345	5004
KMGK3232	-32	2	50.8	2"	11	65	57	345	5004

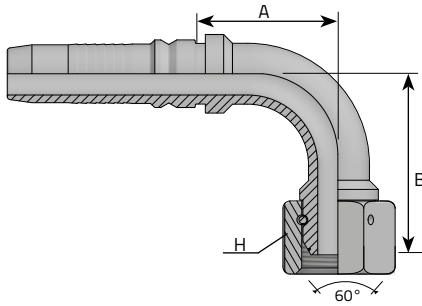
INTERLOCK BSPP FEMALE (O-RING) - THURST-WIRE NUT



FEMMINA DIRITTA BSPP SV 60° DADO SPINATO CON O-RING
 FEMELLE DROIT AVEC O-RING CÔNE 60° (ÉCROU À JONC)
 DKR MIT O-RING + GESTIFTETE ÜBERWURFMUTTER (BSPP-GEWINDE)
 HEMBRA RECTA BSPP CON O-RING CONO 60° (TUERCA CON SEGURO)

Code	Tube			Thread		Dimensions		Pressure	
	D.N.	Hose Inch	Diam mm	T Inch	t/1"	H mm	A mm	Bar	Psi
KFDG1212	-12	3/4"	19	3/4"	14	32	22.7	420	6091
KFDG1616	-16	1"	25.4	1"	11	38	24.7	420	6091
KFDG1620	-16	1"	25.4	1.1/4"	11	50	27.5	414	6004
KFDG2020	-20	1.1/4"	31.8	1.1/4"	11	50	28.2	345	5004
KFDG2424	-24	1.1/2"	38.1	1.1/2"	11	55	30.5	345	5004
KFDG3232	-32	2"	50.8	2"	11	70	34	345	5004

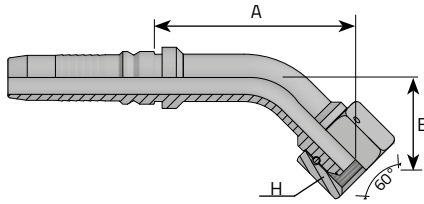
INTERLOCK BSPP FEMALE 90° (O-RING) - THURST-WIRE NUT



FEMMINA 90° BSPP SV60° DADO SPINATO CON O-RING
 FEMELLE 90° AVEC O-RING CÔNE 60° (ÉCROU À JONC)
 DKR 90° BOGEN MIT O-RING + GESTIFTETE ÜBERWURFMUTTER (BSPP-GEWINDE)
 HEMBRA BSPP A 90° CON O-RING CONO 60° (TUERCA CON SEGURO)

Code	Tube		Thread			Dimensions			Pressure	
	D.N.	Hose	Diam	T	t/1"	H	B	A	Bar	Psi
	Inch		mm	Inch		mm	mm	mm		
KF90G1212	-12	3/4"	19	3/4"	14	32	59	54	420	6091
KF90G1616	-16	1"	25.4	1"	11	38	72	70.5	420	6091
KF90G1620	-16	1"	25.4	1.1/4"	11	50	80	70.5	420	6091
KF90G2020	-20	1.1/4"	31.8	1.1/4"	11	50	93	87.7	420	6091
KF90G2424	-24	1.1/2"	38.1	1.1/2"	11	55	114	99.5	345	5004
KF90G3232	-32	2"	50.8	2"	11	70	136	135	345	5004

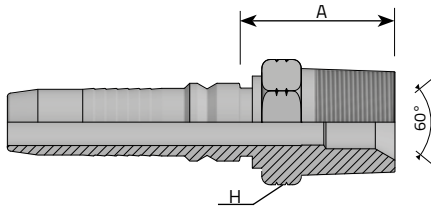
INTERLOCK BSPP FEMALE 45° (O-RING) - THURST-WIRE NUT



FEMMINA 45° BSPP SV60° DADO SPINATO CON O-RING
 FEMELLE 45° AVEC O-RING CÔNE 60° (ÉCROU À JONC)
 DKR 45° BOGEN MIT O-RING + GESTIFTETE ÜBERWURFMUTTER (BSPP-GEWINDE)
 HEMBRA BSPP A 45° CON O-RING CONO 60° (TUERCA CON SEGURO)

Code	Tube		Thread		Dimensions				Pressure	
	D.N.	Hose	Diam	T	t/1"	H	B	A	Bar	Psi
		Inch	mm	Inch		mm	mm	mm		
KF45G1212	-12	3/4"	19	3/4"	14	32	29	60.7	420	6091
KF45G1616	-16	1"	25.4	1"	11	38	41	87.5	420	6091
KF45G1620	-16	1"	25.4	1.1/4"	11	50	44	90.5	420	6091
KF45G2020	-20	1.1/4"	31.8	1.1/4"	11	50	44	100.5	420	6091
KF45G2424	-24	1.1/2"	38.1	1.1/2"	11	55	45	116.5	345	5004
KF45G3232	-32	2"	50.8	2"	11	70	68	156	345	5004

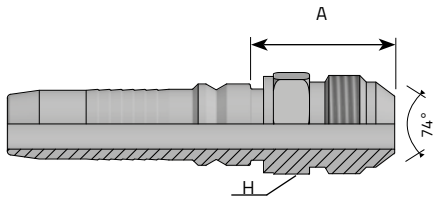
INTERLOCK NPTF MALE



MASCHIO NPTF
 MÂLE NPTF CÔNE 60°
 AGN 60° INNENKONUS (NPTF)
 MACHO NPTF CONO 60°

Code	Tube		Thread		Dimensions				Pressure	
	D.N.	Hose	Diam	T	t/1"	H	B	A	Bar	Psi
	Inch		mm	Inch		mm	mm	mm		
KMNPTF1212	-12	3/4"	19	3/4"	14	27	34.5	96.5	420	6091
KMNPTF1216	-12	3/4"	19	1"	11.5	36	42.5	104.5	420	6091
KMNPTF1616	-16	1"	25.4	1"	11.5	36	43	115	420	6091
KMNPTF1620	-16	1"	25.4	1.1/4"	11.5	46	43	115	420	6091
KMNPTF2020	-20	1.1/4"	31.8	1.1/4"	11.5	46	44	137.5	420	6091
KMNPTF2024	-20	1.1/4"	31.8	1.1/2"	11.5	50	44	137.5	420	6091
KMNPTF2424	-24	1.1/2"	38.1	1.1/2"	11.5	50	45.5	139	345	5004
KMNPTF3232	-32	2"	50.8	2"	11.5	65	57	155	345	5004

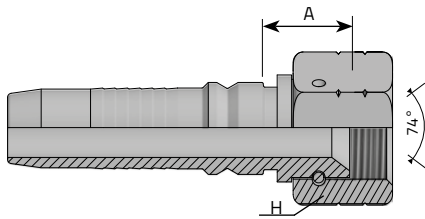
INTERLOCK JIC 37° MALE



MASCHIO JIC SV 37°
 MÂLE JIC CÔNE 37°
 AGJ 37° JIC AUSSENKONUS (UNF- GEWINDE)
 MACHO JIC CONO 37°

Code	Tube		Thread		Dimensions			Pressure	
	D.N.	Hose	Diam	T	t/1"	H	A	Bar	Psi
	Inch		mm	Inch		mm	mm		
KMJ1212	-12	3/4"	19	1.1/16"	12	27	38	420	6091
KMJ1214	-12	3/4"	19	1.3/16"	12	32	39	420	6091
KMJ1216	-12	3/4"	19	1.5/16"	12	34	39	420	6091
KMJ1616	-16	1"	25.4	1.5/16"	12	34	40	414	6004
KMJ1620	-16	1"	25.4	1.5/8"	12	42	42.5	414	6004
KMJ2020	-20	1.1/4"	31.8	1.5/8"	12	42	44	414	6004
KMJ2024	-20	1.1/4"	31.8	1.7/8"	12	50	51	414	6004
KMJ2424	-24	1.1/2"	38.1	1.7/8"	12	50	51	345	5004
KMJ3232	-32	2"	50.8	2.1/2"	12	65	61.5	345	5004

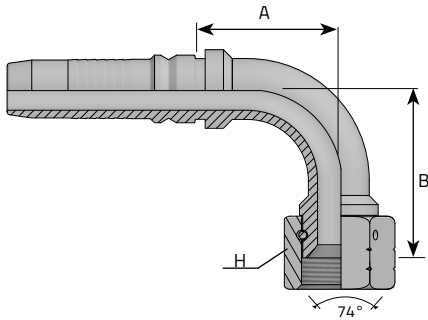
INTERLOCK JIC 37° FEMALE



FEMMINA DIRITTA JIC SV 37° DADO SPINATO
 FEMELLE DROIT JIC CÔNE 37° (ÉCROU À JONC)
 DKJ 37° (UNF) + GESTIFTETE ÜBERWURFMUTTER
 HEMBRA RECTA JIC ASIENTO 37° (TUERCA CON SEGURO)

Code	Tube			Thread		Dimensions			Pressure	
	D.N.	Hose	Diam	T	t/1"	H	A	Bar	Psi	
	Inch		mm	Inch		mm	mm			
KFDJ1212	-12	3/4"	19	1.1/16"	12	32	20.5	420	6091	
KFDJ1214	-12	3/4"	19	1.3/16"	12	36	20.5	420	6091	
KFDJ1216	-12	3/4"	19	1.5/16"	12	41	20.5	420	6091	
KFDJ1616	-16	1"	25.4	1.5/16"	12	41	22	414	6004	
KFDJ1620	-16	1"	25.4	1.5/8"	12	50	26	414	6004	
KFDJ2020	-20	1.1/4"	31.8	1.5/8"	12	50	27.5	414	6004	
KFDJ2024	-20	1.1/4"	31.8	1.7/8"	12	55	29.5	414	6004	
KFDJ2424	-24	1.1/2"	38.1	1.7/8"	12	55	29.5	345	5004	
KFDJ3232	-32	2"	50.8	2.1/2"	12	70	33	345	5004	

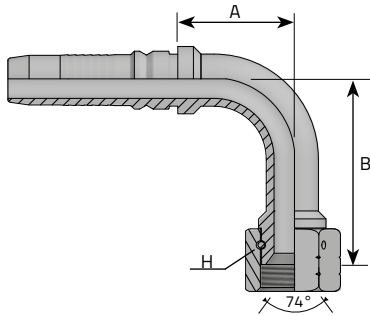
INTERLOCK JIC 37° FEMALE 90°



FEMMINA 90° JIC SV 37° DADO SPINATO
 FEMELLE 90° JIC CÔNE 37° (ÉCROU À JONC)
 DKJ 90° BOGEN 37° DICHTKOPF (UNF) + GESTIFTETE ÜBERWURFMUTTER
 HEMBRA JIC A 90° CONO 37° (TUERCA CON SEGURO)

Smart Code	Code	Tube		Thread			Dimensions			Pressure	
		D.N.	Hose	Diam	T	t/1"	H	A	B	Bar	Psi
		Inch		mm	Inch		mm	mm	mm		
	KF90J1212	-12	3/4"	19	1.1/16"	12	32	58	51	420	6091
	KF90J1214	-12	3/4"	19	1.3/16"	12	36	61	51	420	6091
	KF90J1216	-12	3/4"	19	1.5/16"	12	41	62.5	51	420	6091
	KF90J1616	-16	1"	25.4	1.5/16"	12	41	69.5	70.5	414	6004
	KF90J1620	-16	1"	25.4	1.5/8"	12	50	78.5	70.5	414	6004
	KF90J2020	-20	1.1/4"	31.8	1.5/8"	12	50	91.5	87.5	414	6004
	KF90J2024	-20	1.1/4"	31.8	1.7/8"	12	55	99	87.5	414	6004
	KF90J2424	-24	1.1/2"	38.1	1.7/8"	12	55	112.5	99.5	345	5004
	KF90J3232	-32	2"	50.8	2.1/2"	12	70	101	110	345	5004

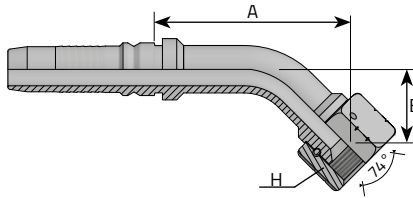
INTERLOCK JIC 37° FEMALE 90° ELBOW (LONG DROP)



FEMMINA 90° JIC SV 37° DADO SPINATO LONG DROP
 FEMELLE 90° JIC CÔNE 37° (ÉCROU À JONC)
 DKJ 90° BOGEN 37° DICHTKOPF (UNF) + GESTIFTETE ÜBERWURFMUTTER
 HEMBRA JIC A 90° CONO 37° (TUERCA CON SEGURO)

Code	Tube		Thread			Dimensions			Pressure	
	D.N.	Hose	Diam	T	t/1"	H	A	B	Bar	Psi
	Inch		mm	Inch		mm	mm	mm		
KF90J1212LD	-12	3/4"	19	1.1/16"	12	32	62	94.5	420	6091
KF90J1616LD	-16	1"	25.4	1.5/16"	12	41	77	110	380	5511
KF90J1620LD	-16	1"	25.4	1.5/8"	12	50	77	116	325	4713
KF90J2020LD	-20	1.1/4"	31.8	1.5/8"	12	50	89	136	325	4713
KF90J2424LD	-24	1.1/2"	38.1	1.7/8"	12	55	101	162	290	4206
KF90J3232LD	-32	2"	50.8	2.1/2"	12	70	135	220	250	3626

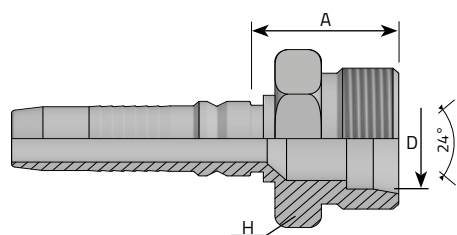
INTERLOCK JIC 37° FEMALE 45° ELBOW



FEMMINA 45° JIC SV 37° DADO SPINATO
 FEMELLE 45° JIC CÔNE 37° (ÉCROU À JONC)
 DKJ 45° BOGEN 37° DICHTKOPF (UNF) + GESTIFTETE ÜBERWURFMUTTER
 HEMBRA JIC A 45° CONO 37° (TUERCA CON SEGURO)

Code	Tube			Thread		Dimensions			Pressure	
	D.N.	Hose	Diam	T	t/1"	H	B	A	Bar	Psi
	Inch		mm	Inch		mm	mm	mm		
KF45J1212	-12	3/4"	19	1.1/16"	12	32	29	59.5	420	6091
KF45J1214	-12	3/4"	19	1.3/16"	12	36	29	60.5	420	6091
KF45J1216	-12	3/4"	19	1.5/16"	12	41	29	60.5	420	6091
KF45J1616	-16	1"	25.4	1.5/16"	12	41	39.5	86	414	6004
KF45J1620	-16	1"	25.4	1.5/8"	12	50	38.5	87	414	6004
KF45J2020	-20	1.1/4"	31.8	1.5/8"	12	50	44	99.5	414	6004
KF45J2024	-20	1.1/4"	31.8	1.7/8"	12	55	45	101.5	414	6004
KF45J2424	-24	1.1/2"	38.1	1.7/8"	12	55	45	116.5	345	5004
KF45J3232	-32	2"	50.8	2.1/2"	12	70	65.8	156	345	5004

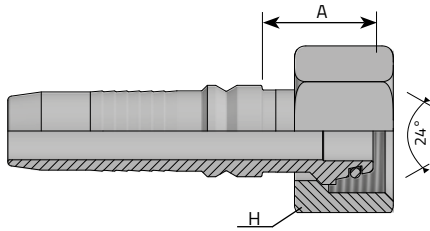
INTERLOCK METRIC MALE 24° CONE - S TYPE



MASCHIO METRICO 24° DKOS
 MÂLE MÉTRIQUE CÔNE 24° - SÉRIE S
 CES METRISCH 24° KONUS
 MACHO MÉTRICO CONO 24° - SERIE S

Code	Tube			Thread	Dimensions			Pressure	
	D.N.	Hose	Diam		T	D	H	A	Bar
	Inch		mm	mm	mm	mm	mm		
KME1230S20	-12	3/4"	19	M30 x 2	20	32	31.5	420	6091
KME1236S25	-12	3/4"	19	M36 x 2	25	38	33.5	420	6091
KME1636S25	-16	1"	25.4	M36 x 2	25	38	36	414	6004
KME1642S30	-16	1"	25.4	M42 x 2	30	46	39.5	280	4061
KME2042S30	-20	1.1/4"	31.8	M42 x 2	30	46	40.5	250	3626
KME2052S38	-20	1.1/4"	31.8	M52 x 2	38	55	44.5	250	3626
KME2452S38	-24	1.1/2"	38.1	M52 x 2	38	55	44.5	250	3626

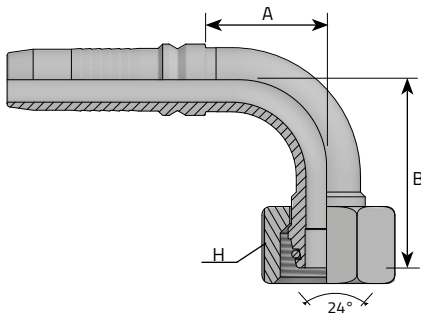
INTERLOCK METRIC FEMALE 24° CONE - S TYPE



FEMMINA DIRITTA METRICA 24° DKOS CON O-RING
 FEMELLE DROIT MÉTRIQUE AVEC O-RING CÔNE 24° - SÉRIE S
 DKO-S INNENGEWINDE MIT O-RING 24° KONUS
 HEMBRA RECTA MÉTRICA CON O-RING CONO 24° - SERIE S

Code	Tube			Thread	Dimensions			Pressure	
	D.N.	Hose	Diam		D	H	A	Bar	Psi
	Inch		mm	mm	mm	mm	mm		
KFE1030S20	-10	5/8"	16	M30 x 2	20			420	6091
KFE1230S20	-12	3/4"	19	M30 x 2	20	36	35	420	6091
KFE1236S25	-12	3/4"	19	M36 x 2	25	46	36	420	6091
KFE1636S25	-16	1"	25.4	M36 x 2	25	46	37	414	6004
KFE1642S30	-16	1"	25.4	M42 x 2	30	50	38	280	4061
KFE2042S30	-20	1.1/4"	31.8	M42 x 2	30	50	40	250	3626
KFE2052S38	-20	1.1/4"	31.8	M52 x 2	38	60	45.5	250	3626
KFE2452S38	-24	1.1/2"	38.1	M52 x 2	38	60	45.5	250	3626

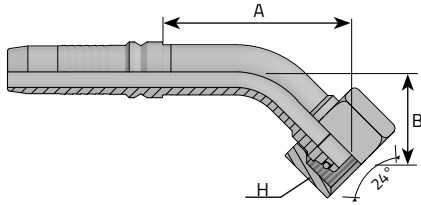
INTERLOCK METRIC FEMALE 24° CONE 90° - S TYPE



FEMMINA 90° METRICA O-RING 24° DKOS
 FEMELLE 90° MÉTRIQUE AVEC O-RING CÔNE 24° - SÉRIE S
 DKO-S 90° BOGEN INNENGEWINDE MIT O-RING 24° KONUS
 HEMBRA MÉTRICA A 90° CON O-RING CONO 24° - SERIE S

Code	Tube			Thread	Dimensions				Pressure		
	D.N.	Hose	Diam		T	D	H	B	A	Bar	Psi
	Inch		mm		mm	mm	mm	mm	mm		
KF90E1030S20	-10	5/8"	16	M30 x 2	20	-	-	-	420	6091	
KF90E1230S20	-12	3/4"	19	M30 x 2	20	36	59	54	420	6091	
KF90E1236S25	-12	3/4"	19	M36 x 2	25	46	59	54	420	6091	
KF90E1636S25	-16	1"	25.4	M36 x 2	25	46	75	70.5	414	6004	
KF90E1642S30	-16	1"	25.4	M42 x 2	30	50	75	70.5	280	4061	
KF90E2042S30	-20	1.1/4"	31.8	M42 x 2	30	50	86	90.5	250	3626	
KF90E2052S38	-20	1.1/4"	31.8	M52 x 2	38	60	86	90.5	250	3626	
KF90E2452S38	-24	1.1/2"	38.1	M52 x 2	38	60	94	97.5	250	3626	

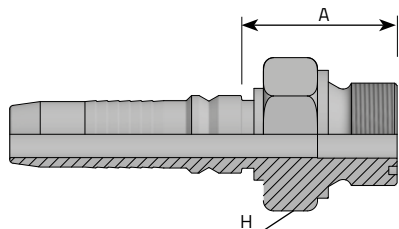
INTERLOCK METRIC FEMALE 24° CONE 45° ELBOW - S TYPE



FEMMINA 90° METRICA O-RING 24° DKOS
 FEMELLE 90° MÉTRIQUE AVEC O-RING CÔNE 24° - SÉRIE S
 DKO-S 90° BOGEN INNENGEWINDE MIT O-RING 24° KONUS
 HEMBRA MÉTRICA A 90° CON O-RING CONO 24° - SERIE S

Code	Tube			Thread		Dimensions				Pressure	
	D.N.	Hose Inch	Diam mm	T mm	t/1"	D mm	H mm	B mm	A mm	Bar	Psi
KF45E1030S20	-10	5/8"	16	M30 x 2		20	-	-	-	420	6091
KF45E1230S20	-12	3/4"	19	M30 x 2		20	36	27	61.5	420	6091
KF45E1236S25	-12	3/4"	19	M36 x 2		25	46	28	67.5	420	6091
KF45E1636S25	-16	1"	25.4	M36 x 2		25	46	38	86	414	6004
KF45E1642S30	-16	1"	25.4	M42 x 2		30	50	38	86.5	280	4061
KF45E2042S30	-20	1.1/4"	31.8	M42 x 2		30	50	35	103	250	3626
KF45E2052S38	-20	1.1/4"	31.8	M52 x 2		38	60	35	103	250	3626
KF45E2452S38	-24	1.1/2"	38.1	M52 x 2		38	60	45	117.5	250	3626

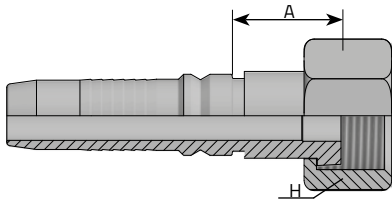
INTERLOCK ORFS MALE



MASCHIO ORFS
MÄLE ORFS
AGF ORFS STIRNDICHTEND
MACHO ORFS

Code	Tube			Thread		Dimensions		Pressure	
	D.N.	Hose	Diam	T	t/1"	H	A	Bar	Psi
	Inch		mm	Inch		mm	mm		
KMORFS1215	-12	3/4"	19	1.7/16"	12	41	35.7	420	6091
KMORFS1615	-16	1"	25.4	1.7/16"	12	41	36.6	414	6004
KMORFS1621	-16	1"	25.4	1.11/16"	12	46	36.6	414	6004
KMORFS2021	-20	1.1/4"	31.8	1.11/16"	12	46	37.7	414	6004

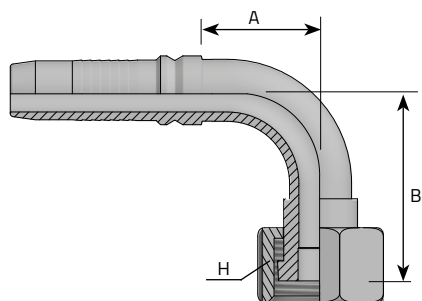
INTERLOCK ORFS FEMALE



FEMMINA DIRITTA ORFS
FEMELLE DROIT ORFS
DK-ORFS (UNF GEWINDE)
HEMBRA RECTA ORFS

Code	Tube			Thread		Dimensions			Pressure	
	D.N.	Hose	Diam	T	t/1"	H	A	Bar	Psi	
	Inch		mm	Inch		mm	mm			
KFORFS1014	-10	5/8"	16	1.3/16"	12	-	-	420	6091	
KFORFS1214	-12	3/4"	19	1.3/16"	12	36	30.5	420	6091	
KFORFS1215	-12	3/4"	19	1.7/16"	12	41	31.5	414	6004	
KFORFS1615	-16	1"	25.4	1.7/16"	12	41	32.5	414	6004	
KFORFS1621	-16	1"	25.4	1.11/16"	12	-	-	-	-	
KFORFS2021	-20	1.1/4"	31.8	1.11/16"	12	50	34	250	3626	

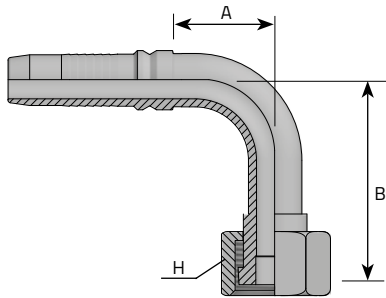
INTERLOCK ORFS FEMALE - 90° ELBOW



FEMMINA 90° ORFS
 FEMELLE 90° ORFS
 DK 90° BOGEN ORFS - UNF STIRNDICHTEND
 HEMBRA ORFS CODO 90°

Code	Tube			Thread		Dimensions			Pressure	
	D.N.	Hose	Diam	T	t/1"	H	B	A	Bar	Psi
	Inch		mm	Inch		mm	mm	mm		
KF90ORFS1014	-10	5/8"	16	1.3/16"	12	-	-	-	-	-
KF90ORFS1214	-12	3/4"	19	1.3/16"	12	36	49	53.5	420	6091
KF90ORFS1215	-12	3/4"	19	1.7/16"	12	41	54	54	410	5946
KF90ORFS1615	-16	1"	25.4	1.7/16"	12	41	59.5	71.5	410	5946
KF90ORFS1621	-16	1"	25.4	1.11/16"	12	-	-	-	-	-
KF90ORFS2021	-20	1.1/4"	31.8	1.11/16"	12	50	75.5	88.5	250	3626

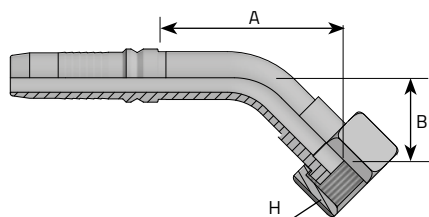
INTERLOCK ORFS FEMALE 90° ELBOW (LONG DROP)



FEMMINA 90° ORFS LONG DROP
 FEMELLE 90° ORFS
 DK 90° BOGEN ORFS - UNF STIRNDICHTEND
 HEMBRA ORFS A 90°

Code	Tube			Thread		Dimensions			Pressure	
	D.N.	Hose	Diam	T	t/1"	H	B	A	Bar	Psi
	Inch	mm	Inch		mm	mm	mm			
KF90ORFS1214LD	-12	3/4"	19	1.3/16"	12	36	96	50	420	6091
KF90ORFS1615LD	-16	1"	25.4	1.7/16"	12	41	113	62	414	6004
KF90ORFS2021LD	-20	1.1/4"	31.8	1.11/16"	12	50	130	87	250	3626

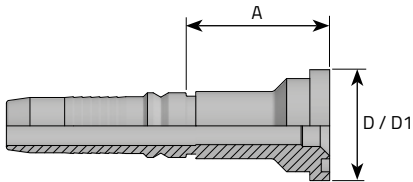
INTERLOCK ORFS FEMALE 45° ELBOW



FEMMINA 45° ORFS
 FEMELLE 45° ORFS
 DK 45° BOGEN ORFS - UNF STIRNDICHTEND
 HEMBRA ORFS A 45°

Code	Tube			Thread		Dimensions			Pressure	
	D.N.	Hose	Diam	T	t/1"	H	B	A	Bar	Psi
	Inch		mm	Inch		mm	mm	mm		
KF45ORFS1014	-10	5/8"	16	1.3/16"	12	-	-	-	-	-
KF45ORFS1214	-12	3/4"	19	1.3/16"	12	36	23	55.5	420	6091
KF45ORFS1215	-12	3/4"	19	1.7/16"	12	41	27	60	410	5946
KF45ORFS1615	-16	1"	25.4	1.7/16"	12	41	26	78.5	410	5946
KF45ORFS1621	-16	1"	25.4	1.11/16"	12	-	-	-	-	-
KF45ORFS2021	-20	1.1/4"	31.8	1.11/16"	12	50	34	91.5	250	3626

INTERLOCK FLANGE CODE 61 - 3000 PSI

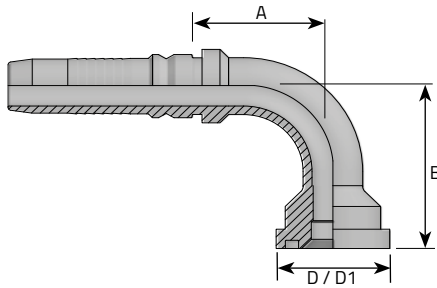


FLANGIA DIRITTA SAE J518 3000 PSI INTERA
 BRIDE DROIT 3000 PSI (PIÈCE ENTIER)
 FLANSCHANSCHLUSS 3000 PSI – EINTEILIG
 BRIDA RECTA 3000 PSI (PIEZA UNICA)

Do Not Include O-Ring / O-Ring Non Compresso /
 Sans O-Ring / Ohne O-Ring/ Sin O-Ring

Code	Tube			Thread	Dimensions			Pressure	
	D.N.	Hose	Diam		D	D1	A	Bar	Psi
		Inch	mm		Inch	mm	mm		
KFDL1212I	-12	3/4"	19		3/4"	38.1	56.7	420	6091
KFDL1216I	-12	3/4"	19		1"	44.5	48.7	420	6091
KFDL1612I	-16	1"	25.4		3/4"	38.1	47.6	415	6019
KFDL1616I	-16	1"	25.4		1"	44.5	47.6	415	6019
KFDL1620I	-16	1"	25.4		1.1/4"	50.8	64.6	415	6019
KFDL2020I	-20	1.1/4"	31.8		1.1/4"	50.8	68.7	250	3626
KFDL2024I	-20	1.1/4"	31.8		1.1/2"	60.3	78.7	250	3626
KFDL2424I	-24	1.1/2"	38.1		1.1/2"	60.3	68.5	200	2901
KFDL2432I	-24	1.1/2"	38.1		2"	71.4	70.5	200	2901
KFDL3232I	-32	2"	50.8		2"	71.4	70.5	200	2901

INTERLOCK FLANGE CODE 61 - 3000 PSI - 90° ELBOW

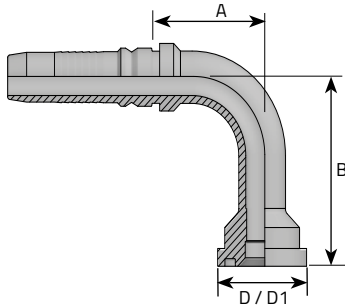


FLANGIA 90° SAE J518 3000 PSI INTERA
 BRIDE 90° 3000 PSI (PIÈCE ENTIER)
 90° FLANSCHANSCHLUSS 3000 PSI – EINTEILIG
 BRIDA A 90° 3000 PSI (PIEZA UNICA)

Do Not Include O-Ring / O-Ring Non Compresso /
 Sans O-Ring / Ohne O-Ring/ Sin O-Ring

Code	Tube			Thread	Dimensions				Pressure	
	D.N.	Hose	Diam		D	D1	B	A	Bar	Psi
		Inch	mm		Inch	mm	mm	mm		
KF90L1212I	-12	3/4"	19		3/4"	38.1	58	54.7	420	6091
KF90L1216I	-12	3/4"	19		1"	44.5	62	54.7	420	6091
KF90L1612I	-16	1"	25.4		3/4"	38.1	60	74.6	415	6019
KF90L1616I	-16	1"	25.4		1"	44.5	68	70.6	415	6019
KF90L1620I	-16	1"	25.4		1.1/4"	50.8	70	74.6	415	6019
KF90L2020I	-20	1.1/4"	31.8		1.1/4"	50.8	87	87.7	250	3626
KF90L2024I	-20	1.1/4"	31.8		1.1/2"	60.3	88	87.7	250	3626
KF90L2424I	-24	1.1/2"	38.1		1.1/2"	60.3	102	99.5	200	2901
KF90L2432I	-24	1.1/2"	38.1		2"	71.4	118	99.5	200	2901
KF90L3232I	-32	2"	50.8		2"	71.4	12	144	200	2901

INTERLOCK FLANGE CODE 61 -3000 PSI -90° ELBOW (LONG DROP)

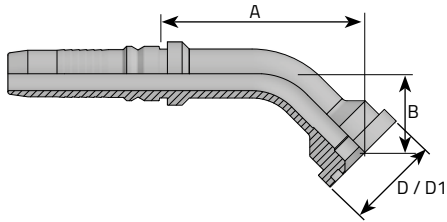


FLANGIA 90° SAE J518 3000 PSI INTERA
 BRIDE 90° 3000 PSI (PIÈCE ENTIER)
 90° FLANSCHANSCHLUSS 3000 PSI – EINTEILIG
 BRIDA A 90° 3000 PSI (PIEZA UNICA)

Do Not Include O-Ring / O-Ring Non Compresso /
 Sans O-Ring / Ohne O-Ring/ Sin O-Ring

Code	Tube			Thread	Dimensions				Pressure	
	D.N.	Hose	Diam		D	D1	B	A	Bar	Psi
	Inch		mm	Inch	mm	mm	mm			
KF90L1212ILD	-12	3/4"	19	3/4"	38.1	96.8	54.7	420	6091	
KF90L1216ILD	-12	3/4"	19	1"	44.5	135.5	54.7	420	6091	
KF90L1616ILD	-16	1"	25.4	1"	44.5	115.5	70.6	415	6019	
KF90L2020ILD	-20	1.1/4"	31.8	1.1/4"	50.8	115.2	87.7	250	3626	
KF90L2424ILD	-24	1.1/2"	38.1	1.1/2"	60.3	131.4	99.5	200	2901	

INTERLOCK FLANGE CODE 61 - 3000 PSI - 45° ELBOW

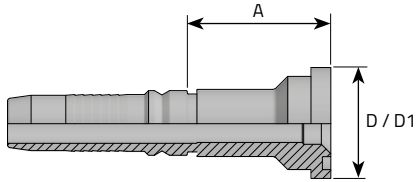


FLANGIA 45° SAE J518 3000 PSI INTERA
 BRIDE 45° 3000 PSI (PIÈCE ENTIER)
 45° FLANSCHANSCHLUSS 3000 PSI – EINTEILIG
 BRIDA A 45° 3000 PSI (PIEZA UNICA)

Do Not Include O-Ring / O-Ring Non Compresso /
 Sans O-Ring / Ohne O-Ring/ Sin O-Ring

Code	Tube			Thread	Dimensions				Pressure	
	D.N.	Hose	Diam		D	D1	B	A	Bar	Psi
	Inch		mm	Inch	mm	mm	mm			
KF45L1212I	-12	3/4"	19	3/4"	38.1	32	64.7	420	6091	
KF45L1216I	-12	3/4"	19	1"	44.5	35	67.7	420	6091	
KF45L1612I	-16	1"	25.4	3/4"	38.1	35	80.6	415	6019	
KF45L1616I	-16	1"	25.4	1"	44.5	32	83.6	415	6019	
KF45L1620I	-16	1"	25.4	1.1/4"	50.8	36	87.6	415	6019	
KF45L2020I	-20	1.1/4"	31.8	1.1/4"	50.8	43	98.7	250	3626	
KF45L2024I	-20	1.1/4"	31.8	1.1/2"	60.3	44	99.7	250	3626	
KF45L2424I	-24	1.1/2"	38.1	1.1/2"	60.3	41	110.5	200	2901	
KF45L2432I	-24	1.1/2"	38.1	2"	71.4	52	121.5	200	2901	
KF45L3232I	-32	2"	50.8	2"	71.4	59	148	200	2901	

INTERLOCK FLANGE CODE 62 - 6000 PSI

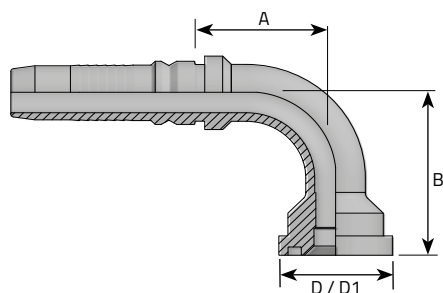


FLANGIA DIRITTA SAE J518 6000 PSI INTERA
 BRIDE DROIT 6000 PSI (PIÈCE ENTIER)
 FLANSCHANSCHLUSS 6000 PSI – EINTEILIG
 BRIDA RECTA 6000 PSI (PIEZA UNICA)

Do Not Include O-Ring / O-Ring Non Compresso /
 Sans O-Ring / Ohne O-Ring/ Sin O-Ring

Code	Tube			Thread	Dimensions			Pressure	
	D.N.	Hose	Diam		D	D1	A	Bar	Psi
	Inch		mm	Inch	mm	mm			
KFDP1212I	-12	3/4"	19	3/4"	41.3	50	420	6091	
KFDP1216I	-12	3/4"	19	1"	47.6	61.7	420	6091	
KFDP1612I	-16	1"	25.4	3/4"	41.3	61.6	415	6019	
KFDP1616I	-16	1"	25.4	1"	47.6	63.6	415	6019	
KFDP1620I	-16	1"	25.4	1.1/4"	54	68.6	415	6019	
KFDP2020I	-20	1.1/4"	31.8	1.1/4"	54	68.7	415	6019	
KFDP2024I	-20	1.1/4"	31.8	1.1/2"	63.5	76.7	415	6019	
KFDP2424I	-24	1.1/2"	38.1	1.1/2"	63.5	76.5	345	5004	
KFDP2432I	-24	1.1/2"	38.1	2"	79.4	70.5	345	5004	
KFDP3232I	-32	2"	50.8	2"	79.4	73	345	5004	

INTERLOCK FLANGE CODE 62 - 6000 PSI - 90° ELBOW

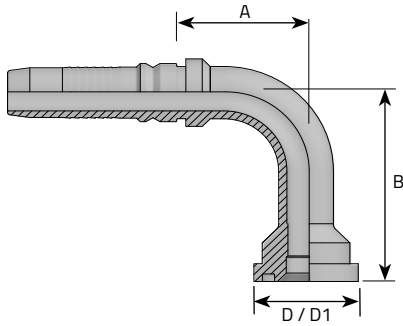


FLANGIA DIRITTA SAE J518 6000 PSI INTERA
 BRIDE 90° 6000 PSI (PIÈCE ENTIER)
 90° FLANSCHANSCHLUSS 6000 PSI – EINTEILIG
 BRIDA A 90° 6000 PSI (PIEZA UNICA)

Do Not Include O-Ring / O-Ring Non Compresso /
 Sans O-Ring / Ohne O-Ring/ Sin O-Ring

Code	Tube			Thread	Dimensions				Pressure	
	D.N.	Hose	Diam		D	D1	B	A	Bar	Psi
	Inch		mm		Inch	mm	mm	mm		
KF90P1212I	-12	3/4"	19		3/4"	41.3	62	54.7	420	6091
KF90P1216I	-12	3/4"	19		1"	47.6	67	54.7	420	6091
KF90P1612I	-16	1"	25.4		3/4"	41.3	64	74.6	415	6019
KF90P1616I	-16	1"	25.4		1"	47.6	69	70.6	415	6019
KF90P1620I	-16	1"	25.4		1.1/4"	54	76	74.6	415	6019
KF90P2020I	-20	1.1/4"	31.8		1.1/4"	54	93	87.7	415	6019
KF90P2024I	-20	1.1/4"	31.8		1.1/2"	63.5	97	87.7	415	6019
KF90P2424I	-24	1.1/2"	38.1		1.1/2"	63.5	111	99.5	345	5004
KF90P2432I	-24	1.1/2"	38.1		2"	79.4	128	110	345	5004
KF90P3232I	-32	2"	50.8		2"	79.4	128	144	345	5004

INTERLOCK FLANGE CODE 62 6000 PSI 90° ELBOW (LONG DROP)

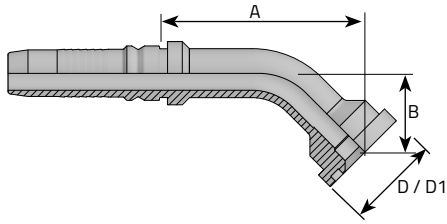


FLANGIA DIRITTA SAE J518 6000 PSI INTERA
 BRIDE 90° 6000 PSI (PIÈCE ENTIER)
 90° FLANSCHANSCHLUSS 6000 PSI – EINTEILIG
 BRIDA A 90° 6000 PSI (PIEZA UNICA)

Do Not Include O-Ring / O-Ring Non Compresso /
 Sans O-Ring / Ohne O-Ring/ Sin O-Ring

Code	Tube			Thread	Dimensions				Pressure	
	D.N.	Hose	Diam		D	D1	B	A	Bar	Psi
	Inch		mm	Inch	mm	mm	mm			
KF90P1212ILD	-12	3/4"	19	3/4"	41.3	100	54.7	420	6091	
KF90P1216ILD	-12	3/4"	19	1"	47.6	137	54.7	420	6091	
KF90P1616ILD	-16	1"	25.4	1"	47.6	120	70.6	415	6019	
KF90P2020ILD	-20	1.1/4"	31.8	1.1/4"	54	115	87.7	415	6019	
KF90P2424ILD	-24	1.1/2"	38.1	1.1/2"	63.5	135	95	415	6019	

INTERLOCK FLANGE CODE 62-6000 PSI- 45° ELBOW

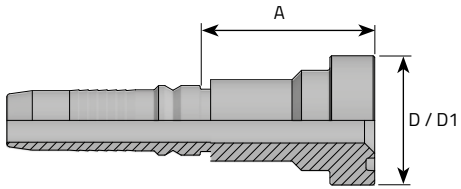


FLANGIA 45° SAE J5186000 PSI INTERA
 BRIDE 45° 6000 PSI (PIÈCE ENTIER)
 45° FLANSCHANSCHLUSS 6000 PSI – EINTEILIG
 BRIDA A 45° 6000 PSI (PIEZA UNICA)

Do Not Include O-Ring / O-Ring Non Compresso /
 Sans O-Ring / Ohne O-Ring/ Sin O-Ring

Code	Tube			Thread	Dimensions				Pressure	
	D.N.	Hose	Diam		D	D1	B	A	Bar	Psi
	Inch		mm	Inch	mm	mm	mm			
KF45P1212I	-12	3/4"	19	3/4"	41.3	35	67.7	420	6091	
KF45P1216I	-12	3/4"	19	1"	47.6	39	71.7	420	6091	
KF45P1612I	-16	1"	25.4	3/4"	41.3	32	83.6	415	6019	
KF45P1616I	-16	1"	25.4	1"	47.6	35	86.6	415	6019	
KF45P1620I	-16	1"	25.4	1.1/4"	54	40	91.6	415	6019	
KF45P2020I	-20	1.1/4"	31.8	1.1/4"	54	47	102.7	415	6019	
KF45P2024I	-20	1.1/4"	31.8	1.1/2"	63.5	50	105.7	415	6019	
KF45P2424I	-24	1.1/2"	38.1	1.1/2"	63.5	47	116.5	345	5004	
KF45P2432I	-24	1.1/2"	38.1	2"	79.4	64	145	345	5004	
KF45P3232I	-32	2"	50.8	2"	79.4	64	153	345	5004	

INTERLOCK SUPERCAT FLANGE

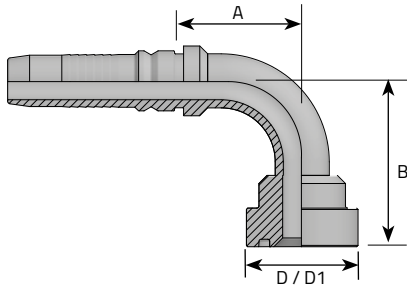


FLANGIA DIRITTA SUPERCAT
 BRIDE DROIT SUPERCAT (PIÈCE ENTIER)
 FLANSCHANSCHLUSS SUPERCAT EINTEILIG
 BRIDA RECTA SUPERCAT (PIEZA UNICA)

Do Not Include O-Ring / O-Ring Non Compresso /
 Sans O-Ring / Ohne O-Ring/ Sin O-Ring

Code	Tube			Thread	Dimensions			Pressure	
	D.N.	Hose	Diam		D	D1	A	Bar	Psi
	Inch		mm		Inch	mm	mm		
KFDS1212I	-12	3/4"	19		3/4"	41.3	55.7	420	6091
KFDS1216I	-12	3/4"	19		1"	47.6	67.7	420	6091
KFDS1616I	-16	1"	25.4		1"	47.6	69.6	415	6019
KFDS1620I	-16	1"	25.4		1.1/4"	54	72.6	415	6019
KFDS2020I	-20	1.1/4"	31.8		1.1/4"	54	69.7	415	6019
KFDS2024I	-20	1.1/4"	31.8		1.1/2"	63.5	78.7	415	6019
KFDS2424I	-24	1.1/2"	38.1		1.1/2"	63.5	78.5	345	5004

INTERLOCK SUPERCAT FLANGE 90°

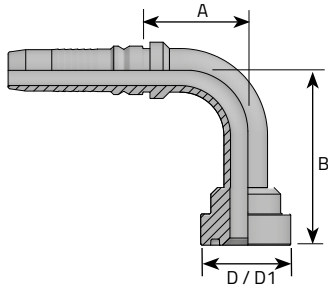


FLANGIA 90° SUPERCAT
 BRIDE 90° SUPERCAT (PIÈCE ENTIER)
 90° FLANSCHANSCHLUSS SUPERCAT EINTEILIG
 BRIDA A 90° SUPERCAT (PIEZA UNICA)

Do Not Include O-Ring / O-Ring Non Compresso /
 Sans O-Ring / Ohne O-Ring/ Sin O-Ring

Code	Tube			Thread	Dimensions				Pressure	
	D.N.	Hose	Diam		D	D1	B	A	Bar	Psi
	Inch		mm	Inch	mm	mm	mm			
KF90S1212I	-12	3/4"	19		3/4"	41.3	67	54.7	420	6091
KF90S1216I	-12	3/4"	19		1"	47.6	73	54.7	420	6091
KF90S1616I	-16	1"	25.4		1"	47.6	75	70.6	415	6019
KF90S1620I	-16	1"	25.4		1.1/4"	54	80	74.6	415	6019
KF90S2020I	-20	1.1/4"	31.8		1.1/4"	54	97	87.7	415	6019
KF90S2024I	-20	1.1/4"	31.8		1.1/2"	63.5	99	87.7	415	6019
KF90S2424I	-24	1.1/2"	38.1		1.1/2"	63.5	113	99.5	345	5004

INTERLOCK SUPERCAT FLANGE - 90° ELBOW (LONG DROP)

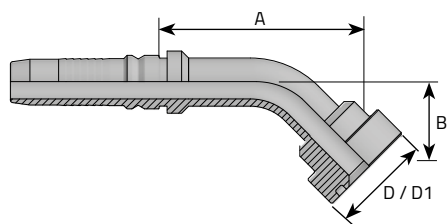


FLANGIA 90° SUPERCAT
 BRIDE 90° SUPERCAT (PIÈCE ENTIER)
 90° FLANSCHANSCHLUSS SUPERCAT EINTEILIG
 BRIDA A 90° SUPERCAT (PIEZA UNICA)

Do Not Include O-Ring / O-Ring Non Compresso /
 Sans O-Ring / Ohne O-Ring/ Sin O-Ring

Code	Tube			Thread	Dimensions				Pressure	
	D.N.	Hose	Diam		D	D1	B	A	Bar	Psi
	Inch		mm	Inch	mm	mm	mm			
KF90S1212ILD	-12	3/4"	19		3/4"	41.3	105.4	54.7	420	6091
KF90S1216ILD	-12	3/4"	19		1"	47.6	144.8	54.7	420	6091
KF90S1616ILD	-16	1"	25.4		1"	47.6	124.8	70.6	415	6019
KF90S2020ILD	-20	1.1/4"	31.8		1.1/4"	54	124	87.7	415	6019
KF90S2424ILD	-24	1.1/2"	38.1		1.1/2"	63.5	141.7	99.5	345	5004

INTERLOCK SUPERCAT FLANGE 45° ELBOW



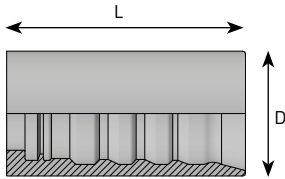
FLANGIA 45° SUPERCAT
 BRIDE 45° SUPERCAT (PIÈCE ENTIER)
 45° FLANSCHANSCHLUSS SUPERCAT EINTEILIG
 BRIDA A 45° SUPERCAT (PIEZA UNICA)

Do Not Include O-Ring / O-Ring Non Compresso /
 Sans O-Ring / Ohne O-Ring/ Sin O-Ring

Code	Tube			Thread	Dimensions				Pressure	
	D.N.	Hose	Diam		D	D1	B	A	Bar	Psi
		Inch	mm		Inch	mm	mm	mm		
KF45S1212I	-12	3/4"	19		3/4"	41.3	39	71.7	420	6091
KF45S1216I	-12	3/4"	19		1"	47.6	43	75.7	420	6091
KF45S1616I	-16	1"	25.4		1"	47.6	40	91.6	415	6019
KF45S1620I	-16	1"	25.4		1.1/4"	54	43	94.6	415	6019
KF45S2020I	-20	1.1/4"	31.8		1.1/4"	54	50	105.7	415	6019
KF45S2024I	-20	1.1/4"	31.8		1.1/2"	63.5	51	106.7	415	6019
KF45S2424I	-24	1.1/2"	38.1		1.1/2"	63.5	49	118.5	345	5004

Waterblast

FERRULE FOR WATERBLAST 4 SPIRAL HOSE

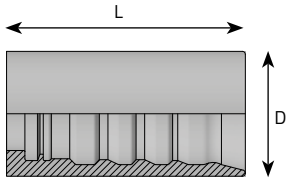


BOCCOLA PER TUBO WATERBLAST A 4 SPIRALI
 JUPE POUR WATERBLAST
 PRESSHÜLSE WATERBLAST
 CASQUILLO PARA WATERBLAST (4 ESPIRALES)

Double skive - Doppia pelatura - Double dénudable -
 Schaelfassung - Doble peladura

Code	Tube		Thread	Dimensions		Pressure
	D.N.	Hose		Diam	D	
		Inch	mm	mm	mm	
WB4-06	-6	3/8"	9.5	30	57.5	
WB4-08	-8	1/2"	12.8	34	65	
WB4-12	-12	3/4"	19	45	69	

FERRULE FOR WATERBLAST 6 SPIRAL HOSE



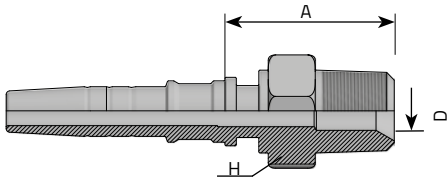
BOCCOLA PER TUBO WATERBLAST A 6 SPIRALI
 JUPE POUR WATERBLAST
 PRESSHÜLSE WATERBLAST
 CASQUILLO PARA WATERBLAST (6 ESPIRALES)

Double skive - Doppia pelatura - Double dénudable -
 Schaelfassung - Doble peladura

Code	Tube		Thread	Dimensions		Pressure
	D.N.	Hose		Diam	D	
		Inch	mm	mm	mm	
WB6-08	-8	1/2"	12.8	38	64.5	
WB6-12	-12	3/4"	19	48	69	

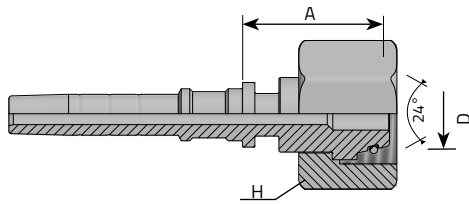
INTERLOCK NPTF MALE FOR WATERBLAST HOSE

MASCHIO NPTF SV 60° SAE J516 PER TUBO WATERBLAST
 MÂLE NPTF CÔNE 60° POUR WATERBLAST
 AGN 60° INNENKONUS (NPTF) FÜR WATERBLAST
 MACHO NPTF CONO 60° PARA WATERBLAST



Code	Tube		Thread		Dimensions			Pressure		
	D.N.	Hose	Diam	T	t/1"	H	A	D	Bar	Psi
	Inch		mm	Inch		mm	mm	mm		
KMNPTF0606WB	-6	3/8"	9.5	3/8"	18	22	38	8.5		
KMNPTF0808WB	-8	1/2"	12.8	1/2"	10	27	44.6	10		
KMNPTF1212WB	-12	3/4"	19	3/4"	15	32	49.4	15		

INTERLOCK METRIC FEMALE FOR WATERBLAST HOSE



FEMMINA DIRITTA METRICA SERIE PESANTE DIN 3865 PER TUBO WATERBLAST
 FEMELLE DROIT MÉTRIQUE SÉRIE S POUR WATERBLAST
 DKM 24° KONUS – SERIE S FÜR WATERBLAST
 HEMBRA MÉTRICA CONO 24° SERIE S PARA WATERBLAST

Smart Code	Code	Tube			Thread		Dimensions			Pressure	
		D.N.	Hose	Diam	T	t/1"	H	A	D	Bar	Psi
		Inch		mm	mm		mm	mm	mm		
	KFE0622S14WB	-6	3/8"	9.5	M22 x 1.5	14	27	32	4.8		
	KFE0624S16WB	-6	3/8"	9.5	M24 x 1.5	16	32	34.2	6.3		
	KFE0824S16WB	-8	1/2"	12.8	M24 x 1.5	16	32	35.4	6.3		
	KFE1236S25WB	-12	3/4"	19	M36 x 2	25	46	44.7	12		

Press Fittings Catalogue a-2016 eu

Data reported in this catalogue are not binding.
Vitillo S.p.a. reserves the right to change specifications without notice.

I dati riportati nella seguente pubblicazione non sono vincolanti.
Vitillo S.p.a. si riserva di apportare modifiche senza preavviso.

Les données exposées dans ce catalogue ne sont pas contraignantes.
Vitillo s.p.a se réserve le droit d'apporter des modifications sans aucun préavis.

Die vorliegenden Angaben sind nicht bindend.
Vitillo S.p.a. behält sich technische Änderungen vor ohne Mitteilung.

Los datos referidos en la presente publicación son indicativos.
Vitillo S.p.a. se reserva el derecho de modificar las especificaciones sin aviso previo.